



TRADEX

**Projections – Major Alaskan
Fisheries**

Market Analysis

NMFS Update: January 30th, 2010

Prepared By: Ryan McKay

Summary for week ended January 30th, 2010

Pollock

- 9,939 MT caught in the Bering Sea
- 945 MT caught in Gulf of Alaska

Mackerel

- 2,593 MT caught in the Bering Sea

Pacific cod

- 2,191 MT caught by trawl vessels in the Bering Sea
- 9,064 MT caught by longline in the Bering Sea

Flatfish

- 936 MT of Alaska plaice caught in the Bering Sea
- 369 MT of arrowtooth flounder caught in the Bering Sea (closed)
- 584 MT of flathead sole caught in the Bering Sea
- 3,206 MT of rock sole caught in the Bering Sea
- 7,820 MT of yellowfin sole caught in the Bering Sea

Halibut

- 2010 Quotas have not yet been updated.

Description of Fisheries

Area	Bering Sea	Bering Sea	Bering Sea	Bering Sea
Species	Pollock	Cod, Pacific	Sole, yellowfin	Halibut
Main products	Fillets (PBI), surimi	H&G	Fillets, H&G	Whole (untrimmed)
Main markets	Europe, Japan, China, major food services (e.g. McDonalds)	Eastern US, China, Europe	China	Varied
Description	Dominated by direct relationships to the exclusion of middlemen	Open to middlemen and direct relationships; the main source of export quality products	95% of product ships to China	Distant from plants, only directed when other fisheries (e.g. longline cod) are closed
Area	Gulf of Alaska	Gulf of Alaska	Gulf of Alaska	Gulf of Alaska
Species	Pollock	Cod, Pacific	Flatfish	Halibut
Main products	Fillets, H&G	Fillets, H&G	Fillets, H&G	Fletches, H&G
Main markets	Domestic	Domestic	Domestic	Domestic
Description	Inshore trawlers deliver product to shore-based plants, who sell to middlemen	Inshore trawlers deliver product to shore-based plants, who sell to middlemen	Similar to GOA pollock and cod fisheries, but much smaller	Due to proximity to shore-based plants, the GOA halibut fisheries are the main ones in Alaska

Notes

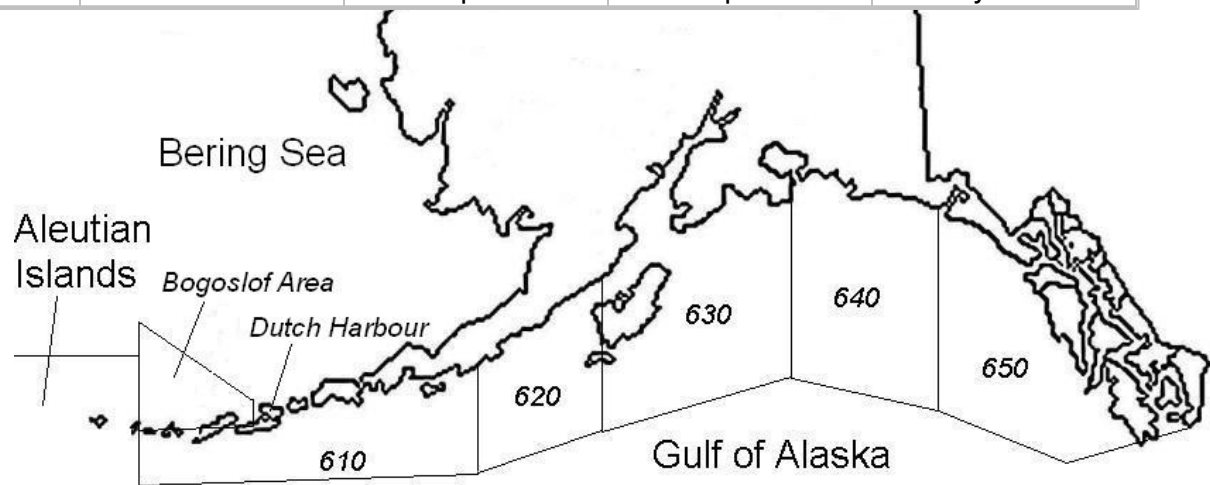
Halibut Mortality page

- “Flatfish” species include: rock sole, flathead sole, and other flatfish.
- “Deep water species” include: “all Sebastes and Sebastopolous rockfish,” “deep water flatfish,” rex sole, arrowtooth flounder, and sablefish.
- “Shallow water species” include: pollock (except pelagic gear), Pacific cod, “shallow water flatfish,” flathead sole, Atka mackerel
- “Pollock” group includes: pollock, Atka mackerel, and “other species.”

Area	Bering Sea	Bering Sea	Bering Sea	Bering Sea
Description	Inshore	C-Processor	Mothership	Incidental Catch, non-Bogoslof
Gear	Trawl	Trawl	Trawl	Any
Season	A	A	A	Annual
2010 Quota	140,486	112,389	28,097	29,268
Quota Remaining	134,588	105,802	27,678	25,615
Start	20-Jan-10	20-Jan-10	20-Jan-10	1-Jan-10
Nominal End	10-Jun-10	10-Jun-10	10-Jun-10	31-Dec-10
Projected End	10-Jun-10	10-Jun-10	10-Jun-10	21-Aug-10
Status	closed	open	open	Bycatch

Major Alaskan Pollock Fisheries

As at January 30th, 2010
All figures in metric tons



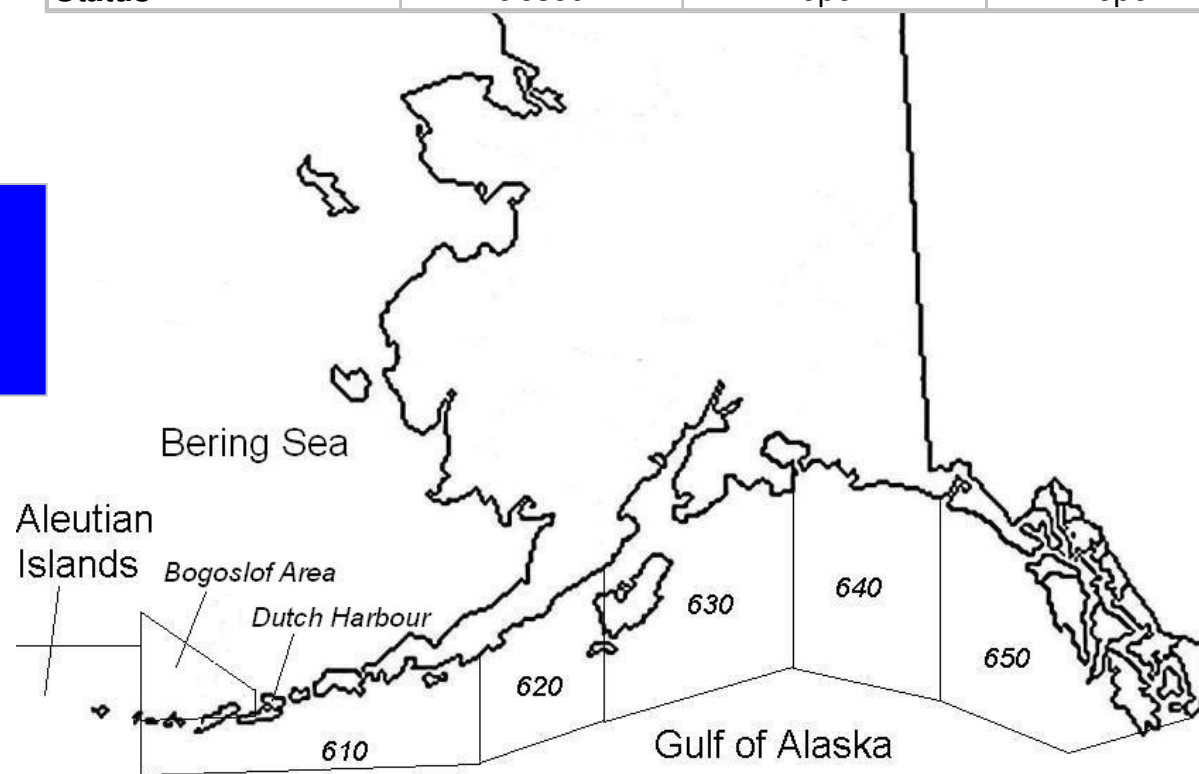
Area	Gulf of Alaska	Gulf of Alaska	Gulf of Alaska	Gulf of Alaska
Description	610 Shumagin	620 Chirikof	630 Kodiak	West Yakutat
Gear	Trawl	Trawl	Trawl	Trawl
Season	A	A	A	Annual
2010 Quota	5,551	8,414	4,403	2,031
Quota Remaining	4,591	8,535	4,169	2,031
Start	20-Jan-10	20-Jan-10	20-Jan-10	20-Jan-10
Nominal End	10-Mar-10	10-Mar-10	10-Mar-10	31-Dec-10
Projected End	10-Mar-10	10-Mar-10	10-Mar-10	
Status	open	open	closed	Open

Source: NMFS

Area	Bering Sea	Bering Sea	Bering Sea
Gear	Trawl	Trawl	Trawl
Season	A	A	A
2010 Quota	10,075	12,716	8,786
Quota Remaining	7,922	11,644	8,557
Start	20-Jan-10	22-Jan-10	22-Jan-10
Nominal End	15-Apr-10	5-Feb-10	5-Feb-10
Projected End	4-Mar-10	5-Feb-10	5-Feb-10
Status	closed	open	open

Major Alaskan Mackerel Fisheries

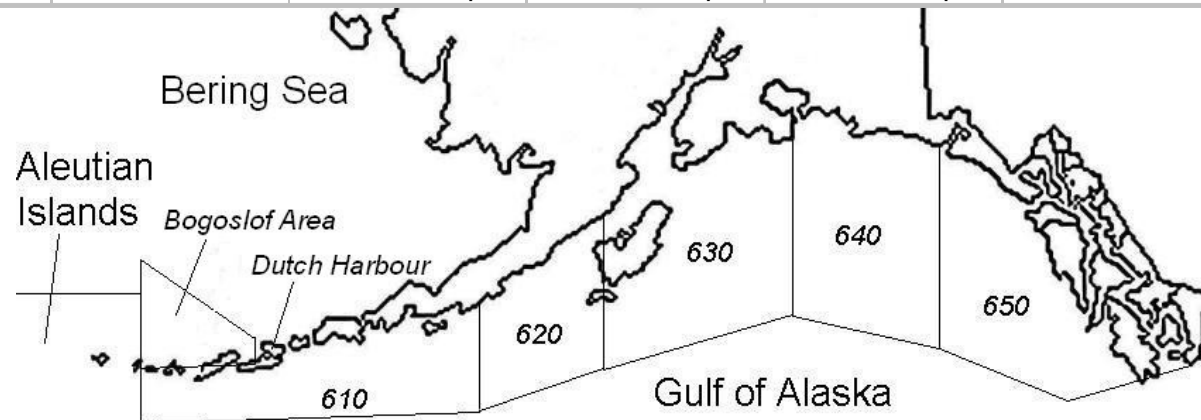
As at January 30th, 2010
All figures in metric tons



Area	Bering/Aleutian	Bering/Aleutian	Bering/Aleutian	Bering/Aleutian	Bering/Aleutian	Bering/Aleutian
Description	C-Processor	C-P (Amend 80)	C-Vessel	C-Processor	C-Processor	C-Vessel
Gear	Trawl	Trawl	Trawl	Longline	Pot	Pot
Season	A	A	A	A	A	A
2010 Quota	2,600	15,844	24,649	37,230	1,147	6,422
Quota Remain	2,254	15,326	22,999	8,981	621	(767)
Start	20-Jan-10	20-Jan-10	20-Jan-10	1-Jan-10	1-Jan-10	1-Jan-10
Nominal End	1-Apr-10	1-Apr-10	1-Apr-10	10-Jun-10	10-Jun-10	10-Jun-10
Projected End	1-Apr-10		1-Apr-10	8-Feb-10	5-Mar-10	27-Jan-10
Status	open	Closed	open	open	Open	Closed

Major Alaskan Pacific Cod Fisheries

As at: January 30th, 2010
All figures in metric tons



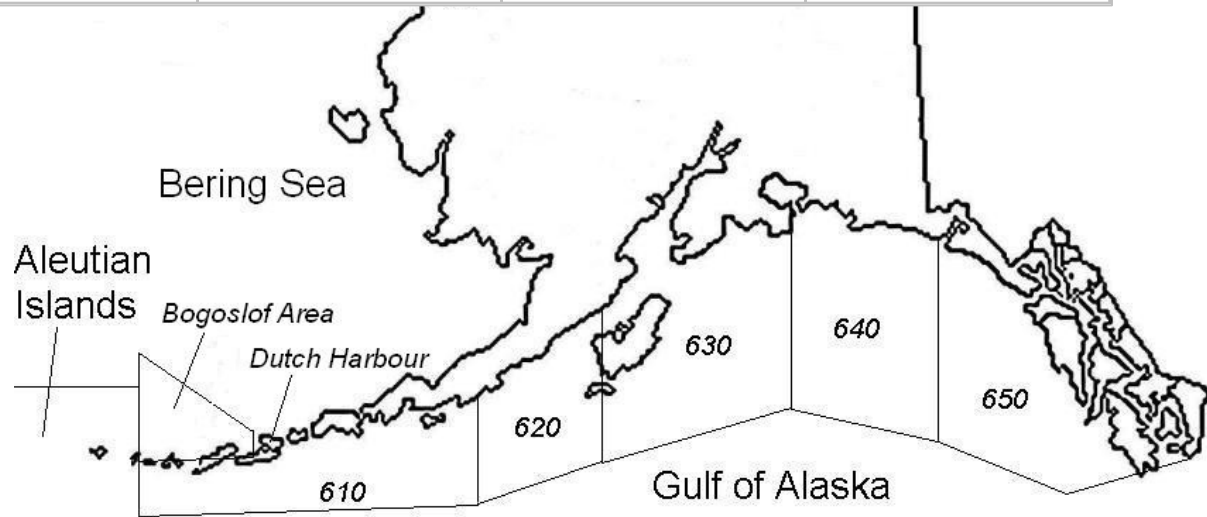
Area	Bering/Aleutian	Gulf of Alaska	Gulf of Alaska	Gulf of Alaska	Gulf of Alaska	Gulf of Alaska
Description	<60 ft Vessels	West (610)	West (610)	Central (620, 630)	Central (620, 630)	Eastern (640, 650)
Gear	H&L	Inshore	Offshore	Inshore	Offshore	Inshore
Season	Annual	A	A	A	A	Annual
2010 Quota	2,998	11,213	1,246	19,862	2,207	1,815
Quota Remain	2,171	8,605	1,246	308	2,207	1,815
Start	1-Jan-10	1-Jan-10	1-Jan-10	1-Jan-10	1-Jan-10	1-Jan-10
Nominal End	31-Dec-10	10-Jun-10	10-Jun-10	10-Jun-10	10-Jun-10	31-Dec-10
Projected End	16-Apr-10	5-May-10		30-Jan-10		
Status	open	open	Open	Closed	Open	Open

Source: NMFS

Area	Bering/Aleutian	Bering/Aleutian	Bering/Aleutian	Bering/Aleutian
Description	Flounder, Arrowtooth	Sole, Flathead	Sole, Rock	Sole, Yellowfin
Gear	All	All	All	All
Season	Annual	Annual	Annual	Annual
2010 Quota	51,000	44,650	66,975	160,740
Quota Remaining	50,338	43,860	61,765	149,332
Start	20-Jan-10	20-Jan-10	20-Jan-10	20-Jan-10
Nominal End	31-Dec-10	31-Dec-10	31-Dec-10	31-Dec-10
Projected End	20-Jan-10	20-Jan-10	28-May-10	9-Jun-10
Status	open	Open	Open	Open

Major Alaskan Flatfish Fisheries

As at: January 30th, 2010
All figures in metric tons



Area	Western Gulf (610)	Central Gulf (620, 630)	Central Gulf (620, 630)	Central Gulf (620, 630)
Description	Flounder, Arrowtooth	Flounder, Arrowtooth	Sole, Flathead	Sole, Rex
Gear	All	All	All	All
Season	Annual	Annual	Annual	Annual
2010 Quota	8,000	30,000	5,000	6,506
Quota Remaining	7,977	29,935	4,953	6,494
Start	20-Jan-10	20-Jan-10	20-Jan-10	20-Jan-10
Nominal End	31-Dec-10	31-Dec-10	31-Dec-10	31-Dec-10
Projected End	31-Dec-10	31-Dec-10	31-Dec-10	31-Dec-10
Status	Open	Open	Open	Open

Source: NMFS