



**TRADEX**

**Projections – Major Alaskan  
Fisheries**

**Market Analysis**

**NMFS Update: February 27<sup>th</sup>, 2010**

**Prepared By: Ryan McKay**

## Summary for week ended February 27th, 2010

### ***Pollock***

- 33,140 MT caught in the Bering Sea
- 5,195 MT caught in Gulf of Alaska

### ***Mackerel***

- 3,368 MT caught in the Bering Sea

### ***Pacific cod***

- 5,927 MT caught by trawl vessels in the Bering Sea
- 218 MT caught by longline in the Bering Sea

### ***Flatfish***

- 85 MT of Alaska plaice caught in the Bering Sea
- 128 MT of arrowtooth flounder caught in the Bering Sea (closed)
- 742 MT of flathead sole caught in the Bering Sea
- 3,796 MT of rock sole caught in the Bering Sea
- 487 MT of yellowfin sole caught in the Bering Sea

### ***Halibut***

- 2010 Season opens March 6<sup>th</sup>

## Description of Fisheries

|                      |   |  |  |   |
|----------------------|---|--|--|---|
| <b>Area</b>          | Bering Sea  | Bering Sea   | Bering Sea   | Bering Sea  |
| <b>Species</b>       | Pollock   | Cod, Pacific   | Sole, yellowfin  | Halibut   |
| <b>Main products</b> | Fillets (PBI), surimi   | H&G  | Fillets, H&G   | Whole (untrimmed)   |
| <b>Main markets</b>  | Europe, Japan, China, major food services (e.g. McDonalds)                    | Eastern US, China, Europe  | China  | Varied  |
| <b>Description</b>   | Dominated by direct relationships to the exclusion of middlemen               | Open to middlemen and direct relationships; the main source of export quality products | 95% of product ships to China                              | Distant from plants, only directed when other fisheries (e.g. longline cod) are closed        |
| <b>Area</b>          | Gulf of Alaska  | Gulf of Alaska   | Gulf of Alaska   | Gulf of Alaska  |
| <b>Species</b>       | Pollock   | Cod, Pacific   | Flatfish   | Halibut   |
| <b>Main products</b> | Fillets, H&G  | Fillets, H&G   | Fillets, H&G   | Fletches, H&G   |
| <b>Main markets</b>  | Domestic  | Domestic   | Domestic   | Domestic  |
| <b>Description</b>   | Inshore trawlers deliver product to shore-based plants, who sell to middlemen | Inshore trawlers deliver product to shore-based plants, who sell to middlemen          | Similar to GOA pollock and cod fisheries, but much smaller | Due to proximity to shore-based plants, the GOA halibut fisheries are the main ones in Alaska |

## Notes

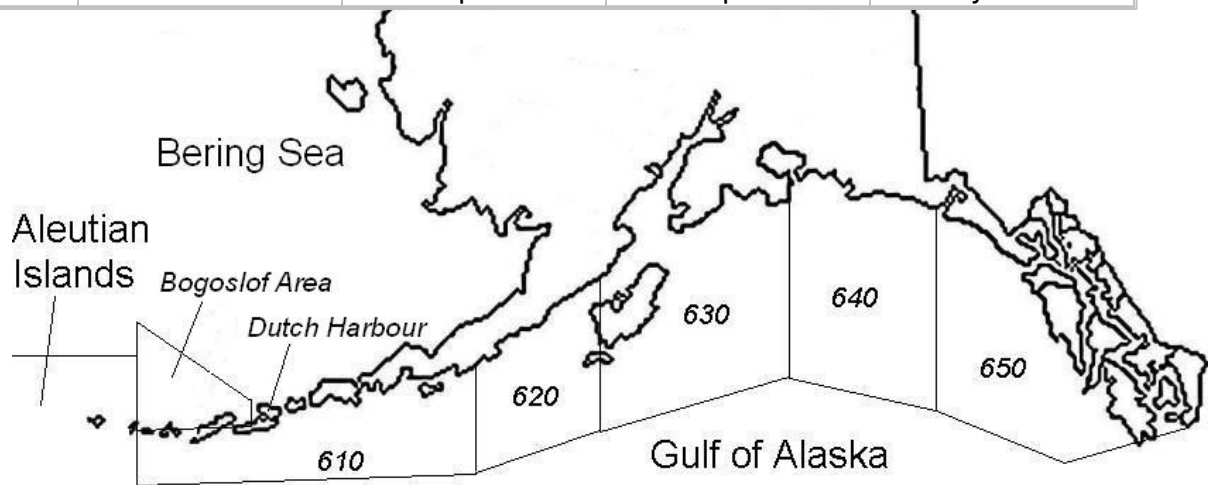
### ***Halibut Mortality page***

- “Flatfish” species include: rock sole, flathead sole, and other flatfish.
- “Deep water species” include: “all Sebastes and Sebastopolous rockfish,” “deep water flatfish,” rex sole, arrowtooth flounder, and sablefish.
- “Shallow water species” include: pollock (except pelagic gear), Pacific cod, “shallow water flatfish,” flathead sole, Atka mackerel
- “Pollock” group includes: pollock, Atka mackerel, and “other species.”

|                        |            |             |            |                                |
|------------------------|------------|-------------|------------|--------------------------------|
| <b>Area</b>            | Bering Sea | Bering Sea  | Bering Sea | Bering Sea                     |
| <b>Description</b>     | Inshore    | C-Processor | Mothership | Incidental Catch, non-Bogoslof |
| <b>Gear</b>            | Trawl      | Trawl       | Trawl      | Any                            |
| <b>Season</b>          | A          | A           | A          | Annual                         |
| <b>2010 Quota</b>      | 140,486    | 112,389     | 28,097     | 29,268                         |
| <b>Quota Remaining</b> | 95,794     | 56,918      | 15,010     | 23,040                         |
| <b>Start</b>           | 20-Jan-10  | 20-Jan-10   | 20-Jan-10  | 1-Jan-10                       |
| <b>Nominal End</b>     | 10-Jun-10  | 10-Jun-10   | 10-Jun-10  | 31-Dec-10                      |
| <b>Projected End</b>   | 2-Apr-10   | 6-Apr-10    | 11-Apr-10  | 25-Sep-10                      |
| <b>Status</b>          | closed     | open        | open       | Bycatch                        |

## Major Alaskan Pollock Fisheries

As at February 27<sup>th</sup>, 2010  
All figures in metric tons



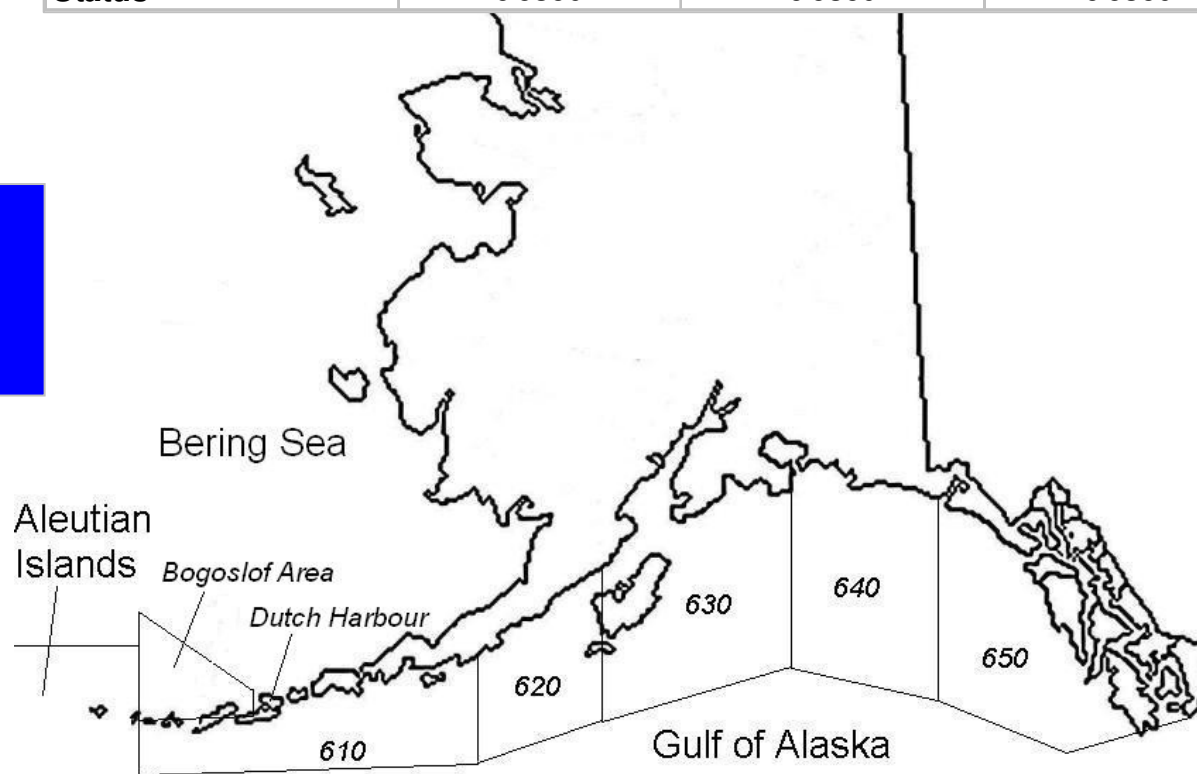
|                        |                |                |                |                |
|------------------------|----------------|----------------|----------------|----------------|
| <b>Area</b>            | Gulf of Alaska | Gulf of Alaska | Gulf of Alaska | Gulf of Alaska |
| <b>Description</b>     | 610 Shumagin   | 620 Chirikof   | 630 Kodiak     | West Yakutat   |
| <b>Gear</b>            | Trawl          | Trawl          | Trawl          | Trawl          |
| <b>Season</b>          | A              | A              | A              | Annual         |
| <b>2010 Quota</b>      | 5,551          | 8,414          | 4,403          | 2,031          |
| <b>Quota Remaining</b> | 600            | 770            | 3,559          | 2,030          |
| <b>Start</b>           | 20-Jan-10      | 20-Jan-10      | 20-Jan-10      | 20-Jan-10      |
| <b>Nominal End</b>     | 10-Mar-10      | 10-Mar-10      | 10-Mar-10      | 31-Dec-10      |
| <b>Projected End</b>   | 3-Mar-10       | 2-Mar-10       | 10-Mar-10      | 31-Dec-10      |
| <b>Status</b>          | closed         | open           | open           | Open           |

Source: NMFS

|                        |            |            |            |
|------------------------|------------|------------|------------|
| <b>Area</b>            | Bering Sea | Bering Sea | Bering Sea |
| <b>Gear</b>            | Trawl      | Trawl      | Trawl      |
| <b>Season</b>          | A          | A          | A          |
| <b>2010 Quota</b>      | 10,075     | 12,716     | 8,786      |
| <b>Quota Remaining</b> | 5,023      | 4,779      | 5,665      |
| <b>Start</b>           | 20-Jan-10  | 22-Jan-10  | 22-Jan-10  |
| <b>Nominal End</b>     | 15-Apr-10  | 5-Feb-10   | 5-Feb-10   |
| <b>Projected End</b>   | 7-Mar-10   | 5-Feb-10   | 5-Feb-10   |
| <b>Status</b>          | closed     | closed     | closed     |

## Major Alaskan Mackerel Fisheries

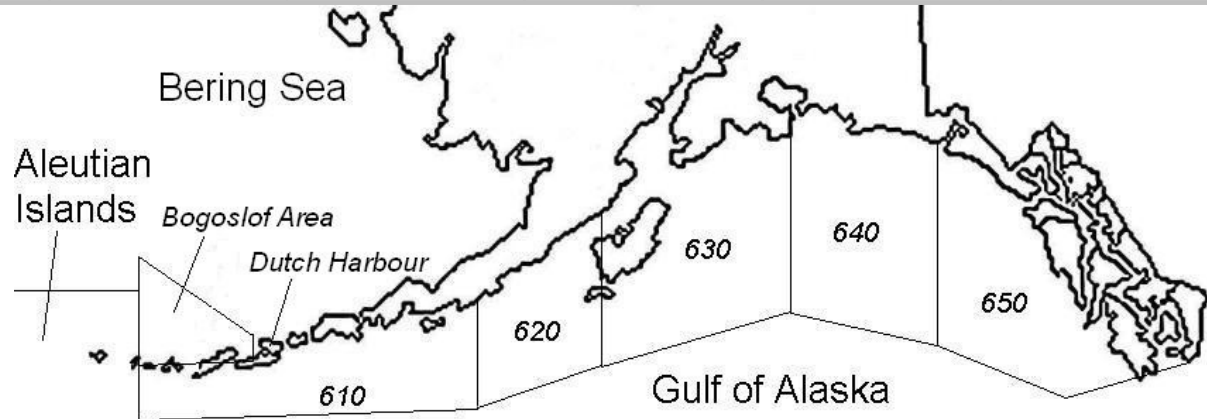
As at February 27<sup>th</sup>, 2010  
All figures in metric tons



| Area          | Bering/Aleutian | Bering/Aleutian   | Bering/Aleutian | Bering/Aleutian | Bering/Aleutian | Bering/Aleutian |
|---------------|-----------------|-------------------|-----------------|-----------------|-----------------|-----------------|
| Description   | C-Processor     | C-P<br>(Amend 80) | C-Vessel        | C-Processor     | C-Processor     | C-Vessel        |
| Gear          | Trawl           | Trawl             | Trawl           | Longline        | Pot             | Pot             |
| Season        | A               | A                 | A               | A               | A               | A               |
| 2010 Quota    | 2,600           | 15,844            | 24,649          | 37,230          | 1,147           | 6,422           |
| Quota Remain  | 497             | 13,600            | 9,158           | (278)           | (89)            | (746)           |
| Start         | 20-Jan-10       | 20-Jan-10         | 20-Jan-10       | 1-Jan-10        | 1-Jan-10        | 1-Jan-10        |
| Nominal End   | 1-Apr-10        | 1-Apr-10          | 1-Apr-10        | 10-Jun-10       | 10-Jun-10       | 10-Jun-10       |
| Projected End | 5-Mar-10        |                   | 21-Mar-10       | 26-Feb-10       | 23-Feb-10       | 24-Feb-10       |
| Status        | closed          | Closed            | open            | closed          | Closed          | Closed          |

## Major Alaskan Pacific Cod Fisheries

As at: February 27<sup>th</sup>, 2010  
All figures in metric tons



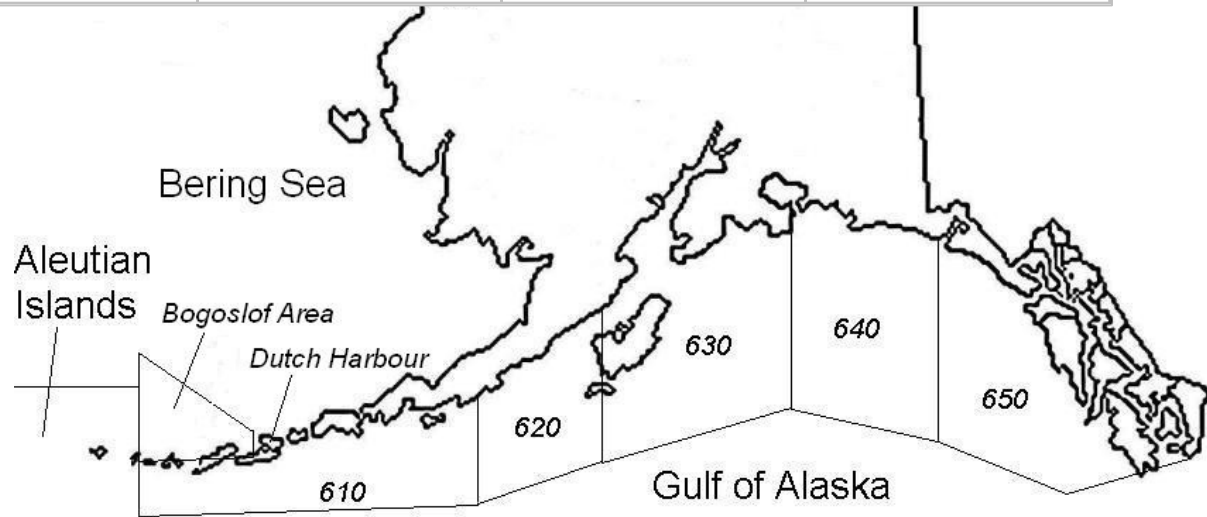
| Area          | Bering/Aleutian | Gulf of Alaska | Gulf of Alaska | Gulf of Alaska        | Gulf of Alaska        | Gulf of Alaska        |
|---------------|-----------------|----------------|----------------|-----------------------|-----------------------|-----------------------|
| Description   | <60 ft Vessels  | West (610)     | West (610)     | Central<br>(620, 630) | Central<br>(620, 630) | Eastern<br>(640, 650) |
| Gear          | H&L             | Inshore        | Offshore       | Inshore               | Offshore              | Inshore               |
| Season        | Annual          | A              | A              | A                     | A                     | Annual                |
| 2010 Quota    | 2,998           | 11,212         | 1,246          | 19,862                | 2,207                 | 1,815                 |
| Quota Remain  | 427             | (661)          | 452            | (856)                 | 96                    | 1,644                 |
| Start         | 1-Jan-10        | 1-Jan-10       | 1-Jan-10       | 1-Jan-10              | 1-Jan-10              | 1-Jan-10              |
| Nominal End   | 31-Dec-10       | 10-Jun-10      | 10-Jun-10      | 10-Jun-10             | 10-Jun-10             | 31-Dec-10             |
| Projected End | 7-Mar-10        | 24-Feb-10      | 2-Apr-10       | 25-Feb-10             | 1-Mar-10              | 31-Dec-10             |
| Status        | open            | closed         | closed         | Closed                | closed                | Open                  |

Source: NMFS

|                        |                      |                 |                 |                 |
|------------------------|----------------------|-----------------|-----------------|-----------------|
| <b>Area</b>            | Bering/Aleutian      | Bering/Aleutian | Bering/Aleutian | Bering/Aleutian |
| <b>Description</b>     | Flounder, Arrowtooth | Sole, Flathead  | Sole, Rock      | Sole, Yellowfin |
| <b>Gear</b>            | All                  | All             | All             | All             |
| <b>Season</b>          | Annual               | Annual          | Annual          | Annual          |
| <b>2010 Quota</b>      | 51,000               | 44,650          | 66,975          | 160,740         |
| <b>Quota Remaining</b> | 49,680               | 41,489          | 48,845          | 135,145         |
| <b>Start</b>           | 20-Jan-10            | 20-Jan-10       | 20-Jan-10       | 20-Jan-10       |
| <b>Nominal End</b>     | 31-Dec-10            | 31-Dec-10       | 31-Dec-10       | 31-Dec-10       |
| <b>Projected End</b>   | 31-Dec-10            | 31-Dec-10       | 9-Jun-10        | 15-Sep-10       |
| <b>Status</b>          | open                 | Open            | Open            | Open            |

## Major Alaskan Flatfish Fisheries

As at: February 27<sup>th</sup>, 2010  
All figures in metric tons



|                        |                      |                         |                         |                         |
|------------------------|----------------------|-------------------------|-------------------------|-------------------------|
| <b>Area</b>            | Western Gulf (610)   | Central Gulf (620, 630) | Central Gulf (620, 630) | Central Gulf (620, 630) |
| <b>Description</b>     | Flounder, Arrowtooth | Flounder, Arrowtooth    | Sole, Flathead          | Sole, Rex               |
| <b>Gear</b>            | All                  | All                     | All                     | All                     |
| <b>Season</b>          | Annual               | Annual                  | Annual                  | Annual                  |
| <b>2010 Quota</b>      | 8,000                | 30,000                  | 5,000                   | 6,506                   |
| <b>Quota Remaining</b> | 7,756                | 28,336                  | 4,573                   | 6,194                   |
| <b>Start</b>           | 20-Jan-10            | 20-Jan-10               | 20-Jan-10               | 20-Jan-10               |
| <b>Nominal End</b>     | 31-Dec-10            | 31-Dec-10               | 31-Dec-10               | 31-Dec-10               |
| <b>Projected End</b>   | 31-Dec-10            | 31-Dec-10               | 31-Dec-10               | 31-Dec-10               |
| <b>Status</b>          | Open                 | Open                    | Open                    | Open                    |

Source: NMFS