



TRADEX

**Projections – Major Alaskan
Fisheries**

Market Analysis

NMFS Update: March 6th, 2010

Prepared By: Ryan McKay

Summary for week ended March 6th, 2010

Pollock

- 21,528 MT caught in the Bering Sea
- 3,586 MT caught in Gulf of Alaska

Mackerel

- 3,182 MT caught in the Bering Sea

Pacific cod

- 6,304 MT caught by trawl vessels in the Bering Sea
- 41 MT caught by longline in the Bering Sea

Flatfish

- 159 MT of Alaska plaice caught in the Bering Sea
- 133 MT of arrowtooth flounder caught in the Bering Sea (closed)
- 649 MT of flathead sole caught in the Bering Sea
- 2,871 MT of rock sole caught in the Bering Sea
- 1,061 MT of yellowfin sole caught in the Bering Sea

Halibut

- Quota holders have now caught 1% of their quota. Last year, the season did not open until March 21st, 2009.

Description of Fisheries

Area	Bering Sea	Bering Sea	Bering Sea	Bering Sea
Species	Pollock	Cod, Pacific	Sole, yellowfin	Halibut
Main products	Fillets (PBI), surimi	H&G	Fillets, H&G	Whole (untrimmed)
Main markets	Europe, Japan, China, major food services (e.g. McDonalds)	Eastern US, China, Europe	China	Varied
Description	Dominated by direct relationships to the exclusion of middlemen	Open to middlemen and direct relationships; the main source of export quality products	95% of product ships to China	Distant from plants, only directed when other fisheries (e.g. longline cod) are closed
Area	Gulf of Alaska	Gulf of Alaska	Gulf of Alaska	Gulf of Alaska
Species	Pollock	Cod, Pacific	Flatfish	Halibut
Main products	Fillets, H&G	Fillets, H&G	Fillets, H&G	Fletches, H&G
Main markets	Domestic	Domestic	Domestic	Domestic
Description	Inshore trawlers deliver product to shore-based plants, who sell to middlemen	Inshore trawlers deliver product to shore-based plants, who sell to middlemen	Similar to GOA pollock and cod fisheries, but much smaller	Due to proximity to shore-based plants, the GOA halibut fisheries are the main ones in Alaska

Notes

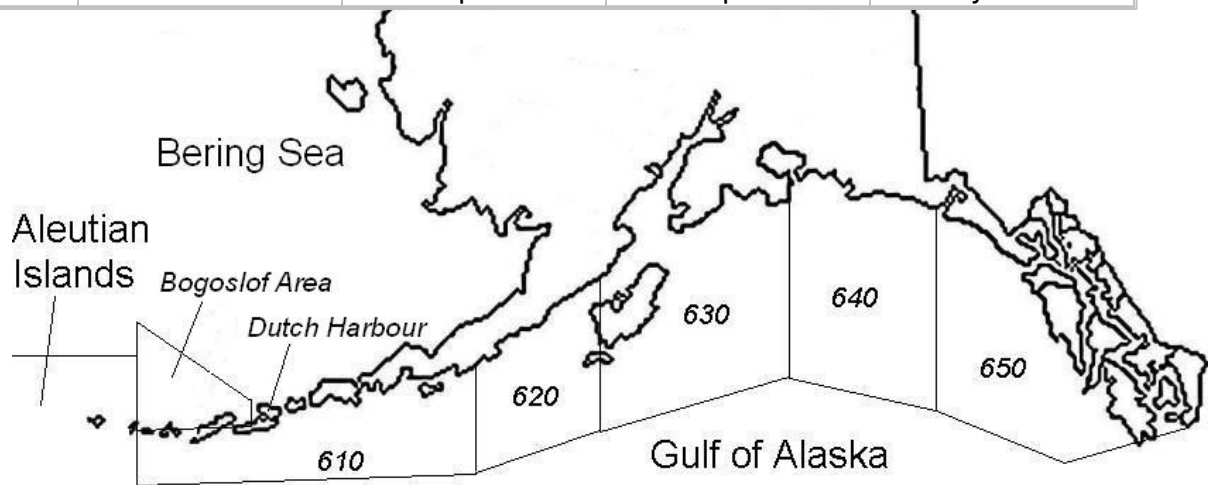
Halibut Mortality page

- “Flatfish” species include: rock sole, flathead sole, and other flatfish.
- “Deep water species” include: “all Sebastes and Sebastopolous rockfish,” “deep water flatfish,” rex sole, arrowtooth flounder, and sablefish.
- “Shallow water species” include: pollock (except pelagic gear), Pacific cod, “shallow water flatfish,” flathead sole, Atka mackerel
- “Pollock” group includes: pollock, Atka mackerel, and “other species.”

Area	Bering Sea	Bering Sea	Bering Sea	Bering Sea
Description	Inshore	C-Processor	Mothership	Incidental Catch, non-Bogoslof
Gear	Trawl	Trawl	Trawl	Any
Season	A	A	A	Annual
2010 Quota	140,486	112,389	28,097	29,268
Quota Remaining	88,569	43,806	14,342	22,526
Start	20-Jan-10	20-Jan-10	20-Jan-10	1-Jan-10
Nominal End	10-Jun-10	10-Jun-10	10-Jun-10	31-Dec-10
Projected End	2-Apr-10	3-Apr-10	21-Apr-10	5-Oct-10
Status	closed	open	open	Bycatch

Major Alaskan Pollock Fisheries

As at March 6th, 2010
All figures in metric tons



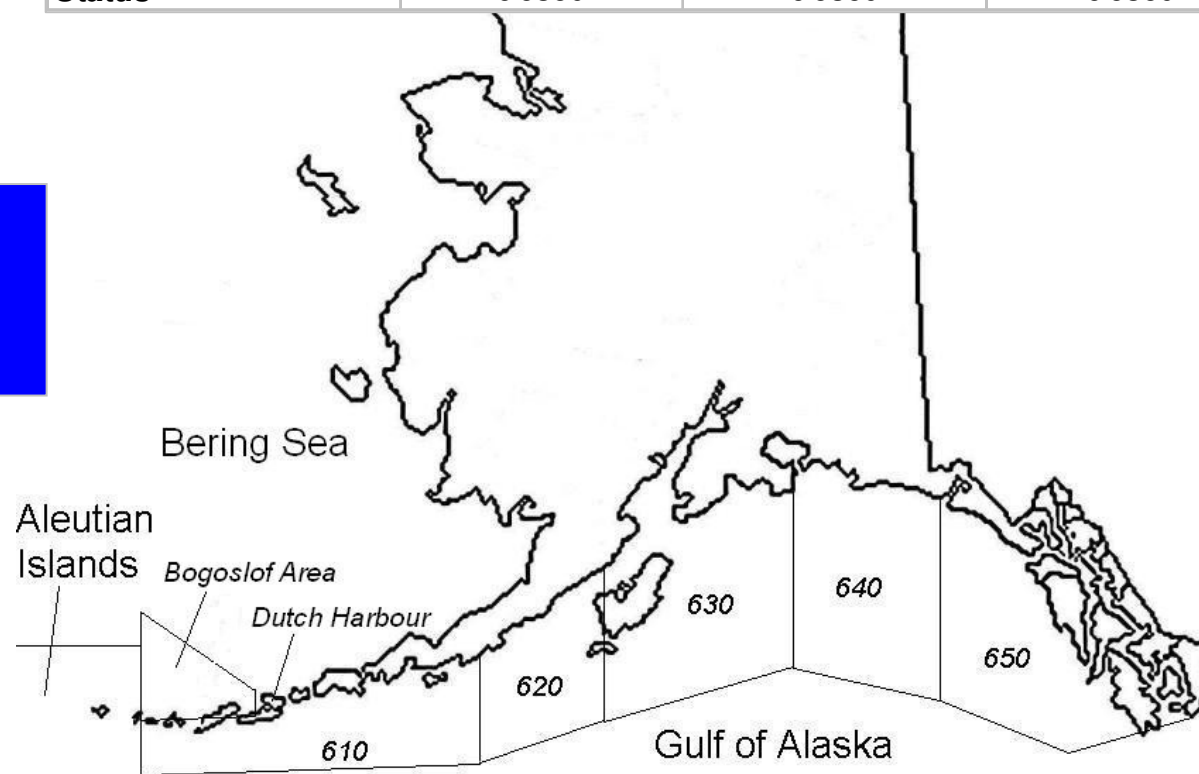
Area	Gulf of Alaska	Gulf of Alaska	Gulf of Alaska	Gulf of Alaska
Description	610 Shumagin	620 Chirikof	630 Kodiak	West Yakutat
Gear	Trawl	Trawl	Trawl	Trawl
Season	A	A	A	Annual
2010 Quota	5,551	8,414	4,403	2,031
Quota Remaining	598	767	(1)	2,009
Start	20-Jan-10	20-Jan-10	20-Jan-10	20-Jan-10
Nominal End	10-Mar-10	10-Mar-10	10-Mar-10	31-Dec-10
Projected End	10-Mar-10	9-Mar-10	5-Mar-10	31-Dec-10
Status	closed	closed	quota filled	Open

Source: NMFS

Area	Bering Sea	Bering Sea	Bering Sea
Gear	Trawl	Trawl	Trawl
Season	A	A	A
2010 Quota	10,075	12,716	8,786
Quota Remaining	4,020	3,324	4,941
Start	20-Jan-10	22-Jan-10	22-Jan-10
Nominal End	15-Apr-10	5-Feb-10	5-Feb-10
Projected End	11-Mar-10	5-Feb-10	5-Feb-10
Status	closed	closed	closed

Major Alaskan Mackerel Fisheries

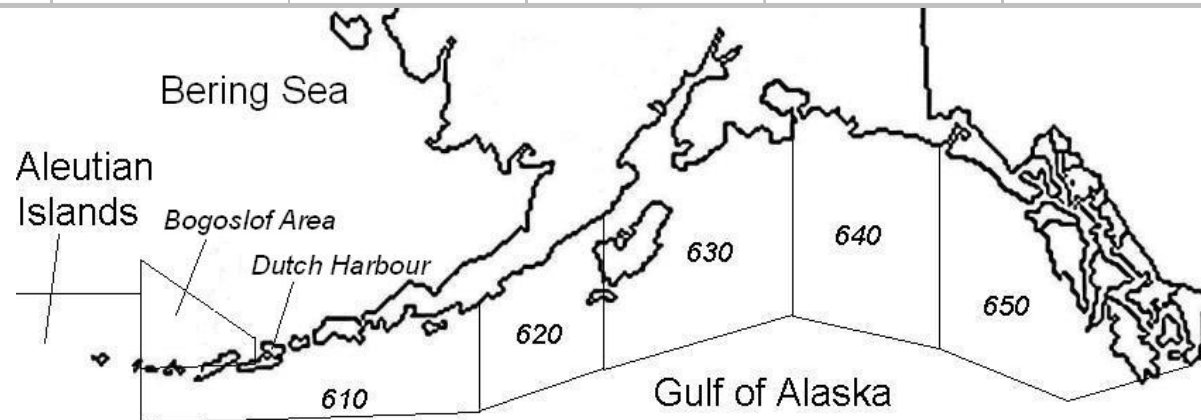
As at March 6th, 2010
All figures in metric tons



Area	Bering/Aleutian	Bering/Aleutian	Bering/Aleutian	Bering/Aleutian	Bering/Aleutian	Bering/Aleutian
Description	C-Processor	C-P (Amend 80)	C-Vessel	C-Processor	C-Processor	C-Vessel
Gear	Trawl	Trawl	Trawl	Longline	Pot	Pot
Season	A	A	A	A	A	A
2010 Quota	2,600	15,844	24,649	37,230	1,147	6,422
Quota Remain	229	13,034	3,941	(319)	(89)	(746)
Start	20-Jan-10	20-Jan-10	20-Jan-10	1-Jan-10	1-Jan-10	1-Jan-10
Nominal End	1-Apr-10	1-Apr-10	1-Apr-10	10-Jun-10	10-Jun-10	10-Jun-10
Projected End	8-Mar-10		15-Mar-10	5-Mar-10	2-Mar-10	3-Mar-10
Status	closed	Closed	Closed	Closed	Closed	Closed

Major Alaskan Pacific Cod Fisheries

As at: March 6th, 2010
All figures in metric tons



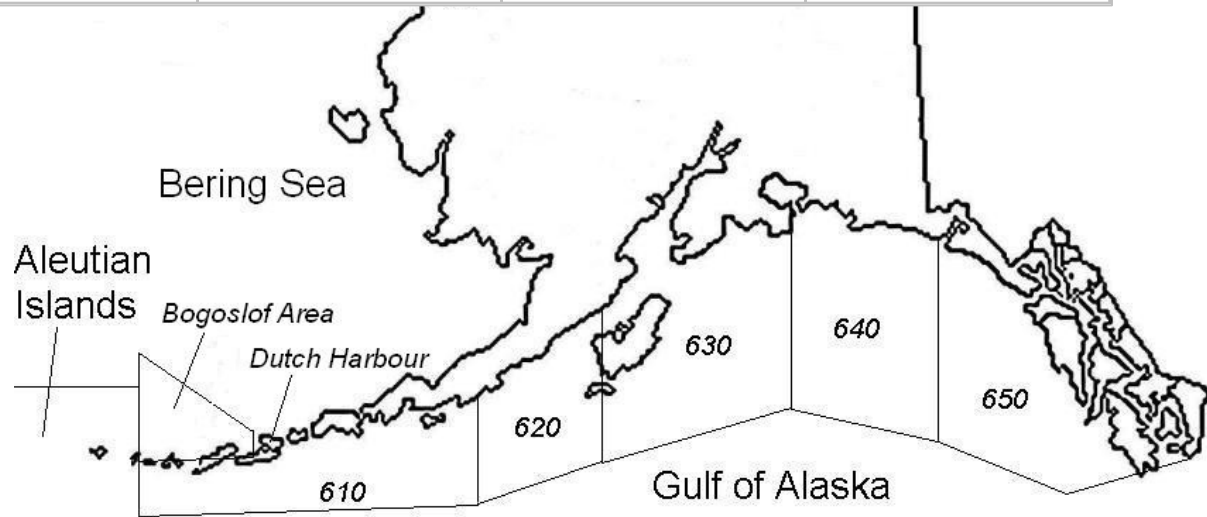
Area	Bering/Aleutian	Gulf of Alaska	Gulf of Alaska	Gulf of Alaska	Gulf of Alaska	Gulf of Alaska
Description	<60 ft Vessels	West (610)	West (610)	Central (620, 630)	Central (620, 630)	Eastern (640, 650)
Gear	H&L	Inshore	Offshore	Inshore	Offshore	Inshore
Season	Annual	A	A	A	A	Annual
2010 Quota	2,998	11,212	1,246	19,862	2,207	1,815
Quota Remain	174	(737)	234	(937)	98	1,629
Start	1-Jan-10	1-Jan-10	1-Jan-10	1-Jan-10	1-Jan-10	1-Jan-10
Nominal End	31-Dec-10	10-Jun-10	10-Jun-10	10-Jun-10	10-Jun-10	31-Dec-10
Projected End	9-Mar-10	2-Mar-10	20-Mar-10	4-Mar-10	8-Mar-10	31-Dec-10
Status	Closed	Closed	Closed	Closed	Closed	Open

Source: NMFS

Area	Bering/Aleutian	Bering/Aleutian	Bering/Aleutian	Bering/Aleutian
Description	Flounder, Arrowtooth	Sole, Flathead	Sole, Rock	Sole, Yellowfin
Gear	All	All	All	All
Season	Annual	Annual	Annual	Annual
2010 Quota	51,000	44,650	66,975	160,740
Quota Remaining	49,547	40,840	45,974	134,084
Start	20-Jan-10	20-Jan-10	20-Jan-10	20-Jan-10
Nominal End	31-Dec-10	31-Dec-10	31-Dec-10	31-Dec-10
Projected End	31-Dec-10	31-Dec-10	12-Jun-10	18-Oct-10
Status	open	Open	Open	Open

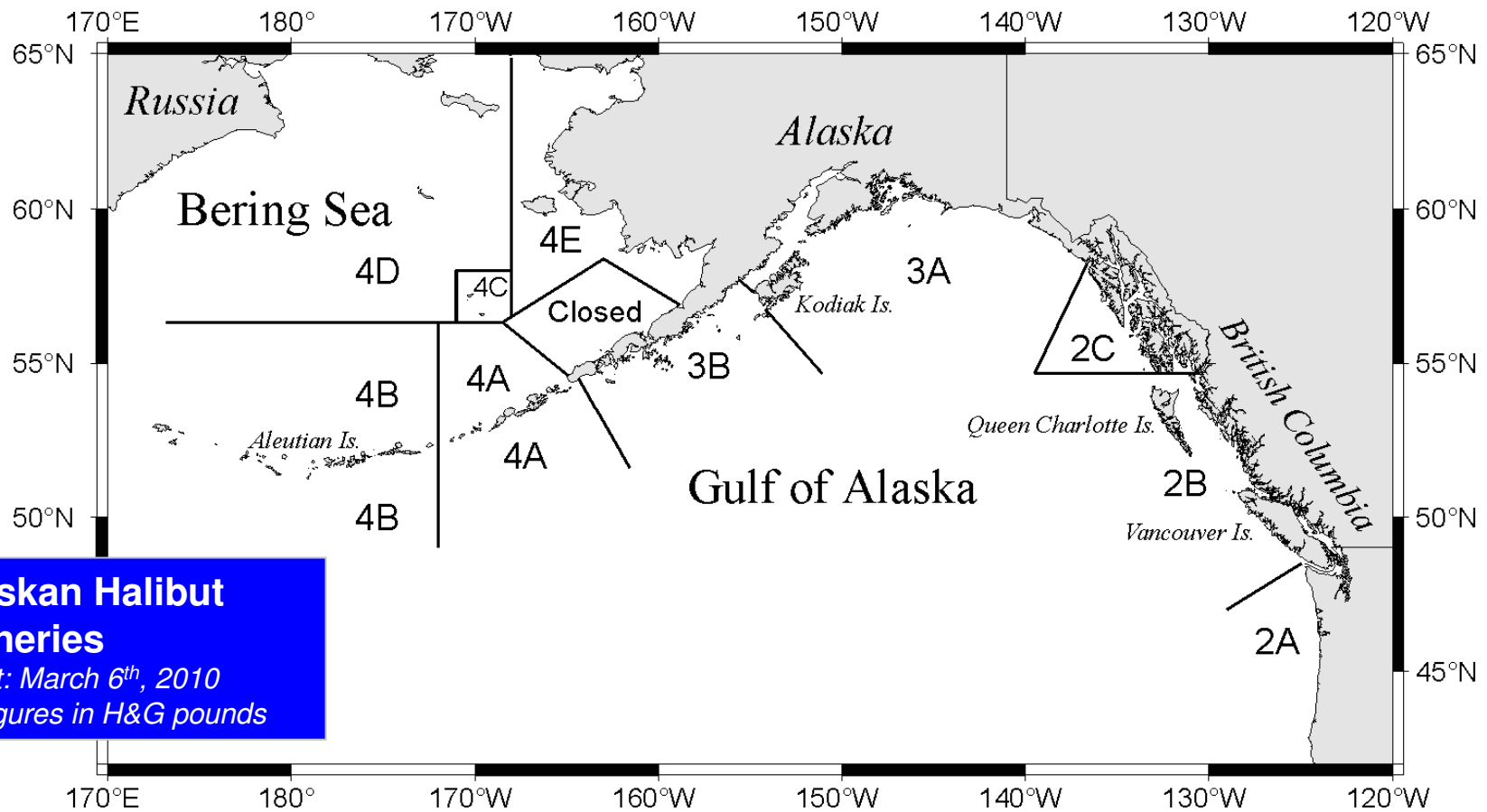
Major Alaskan Flatfish Fisheries

As at: March 6th, 2010
All figures in metric tons



Area	Western Gulf (610)	Central Gulf (620, 630)	Central Gulf (620, 630)	Central Gulf (620, 630)
Description	Flounder, Arrowtooth	Flounder, Arrowtooth	Sole, Flathead	Sole, Rex
Gear	All	All	All	All
Season	Annual	Annual	Annual	Annual
2010 Quota	8,000	30,000	5,000	6,506
Quota Remaining	7,754	28,071	12,560	6,167
Start	20-Jan-10	20-Jan-10	20-Jan-10	20-Jan-10
Nominal End	31-Dec-10	31-Dec-10	31-Dec-10	31-Dec-10
Projected End	31-Dec-10	31-Dec-10	31-Dec-10	31-Dec-10
Status	Open	Open	Open	Open

Source: NMFS



Alaskan Halibut Fisheries
 As at: March 6th, 2010
 All figures in H&G pounds

Area	Catch	Quota	Remaining Quota	Remaining Quota %
2C	104,272	4,400,000	4,295,728	98%
3A	178,183	19,990,000	19,811,817	99%
3B		9,900,000	9,900,000	100%
4A		2,330,000	2,330,000	100%
4B		1,728,000	1,728,000	100%
4C		812,500	812,500	100%
4D		1,137,500	1,137,500	100%
Total	282,455	40,298,000	40,015,545	99%

Source: NMFS
 Halibut season: March 21, 2010 – March 6th, 2010