



TRADEX

**Projections – Major Alaskan
Fisheries**

Market Analysis

NMFS Update: March 20th, 2010

Prepared By: Ryan McKay

Summary for week ended March 20th, 2010

Pollock

- 34,153 MT caught in the Bering Sea
- 7,172 MT caught in Gulf of Alaska

Mackerel

- 2,649 MT caught in the Bering Sea

Pacific cod

- 3,181 MT caught by trawl vessels in the Bering Sea
- 75 MT caught by longline in the Bering Sea

Flatfish

- 97 MT of Alaska plaice caught in the Bering Sea
- 80 MT of arrowtooth flounder caught in the Bering Sea
- 261 MT of flathead sole caught in the Bering Sea
- 2,479 MT of rock sole caught in the Bering Sea
- 511 MT of yellowfin sole caught in the Bering Sea

Halibut

- Quota holders have now caught 6% of their quota. Last year, the season did not open until March 21st, 2009.

Description of Fisheries

Area	Bering Sea	Bering Sea	Bering Sea	Bering Sea
Species	Pollock	Cod, Pacific	Sole, yellowfin	Halibut
Main products	Fillets (PBI), surimi	H&G	Fillets, H&G	Whole (untrimmed)
Main markets	Europe, Japan, China, major food services (e.g. McDonalds)	Eastern US, China, Europe	China	Varied
Description	Dominated by direct relationships to the exclusion of middlemen	Open to middlemen and direct relationships; the main source of export quality products	95% of product ships to China	Distant from plants, only directed when other fisheries (e.g. longline cod) are closed
Area	Gulf of Alaska	Gulf of Alaska	Gulf of Alaska	Gulf of Alaska
Species	Pollock	Cod, Pacific	Flatfish	Halibut
Main products	Fillets, H&G	Fillets, H&G	Fillets, H&G	Fletches, H&G
Main markets	Domestic	Domestic	Domestic	Domestic
Description	Inshore trawlers deliver product to shore-based plants, who sell to middlemen	Inshore trawlers deliver product to shore-based plants, who sell to middlemen	Similar to GOA pollock and cod fisheries, but much smaller	Due to proximity to shore-based plants, the GOA halibut fisheries are the main ones in Alaska

Notes

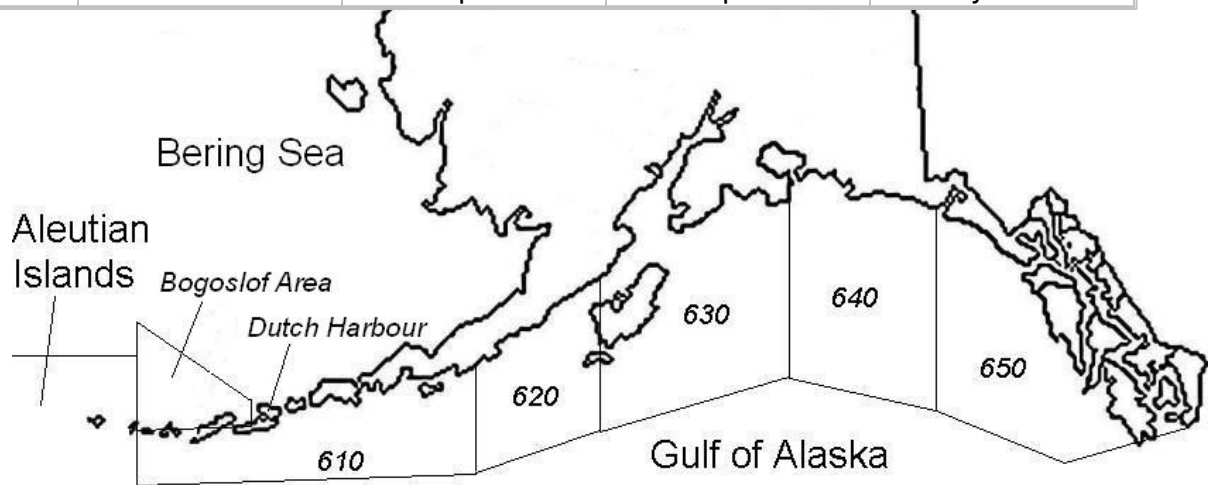
Halibut Mortality page

- “Flatfish” species include: rock sole, flathead sole, and other flatfish.
- “Deep water species” include: “all Sebastes and Sebastopolous rockfish,” “deep water flatfish,” rex sole, arrowtooth flounder, and sablefish.
- “Shallow water species” include: pollock (except pelagic gear), Pacific cod, “shallow water flatfish,” flathead sole, Atka mackerel
- “Pollock” group includes: pollock, Atka mackerel, and “other species.”

Area	Bering Sea	Bering Sea	Bering Sea	Bering Sea
Description	Inshore	C-Processor	Mothership	Incidental Catch, non-Bogoslof
Gear	Trawl	Trawl	Trawl	Any
Season	A	A	A	Annual
2010 Quota	140,486	112,389	28,097	29,268
Quota Remaining	20,368	22,819	4,554	20,878
Start	20-Jan-10	20-Jan-10	20-Jan-10	1-Jan-10
Nominal End	10-Jun-10	10-Jun-10	10-Jun-10	31-Dec-10
Projected End	28-Mar-10	4-Apr-10	31-Mar-10	30-Sep-10
Status	closed	open	open	Bycatch

Major Alaskan Pollock Fisheries

As at March 20th, 2010
All figures in metric tons



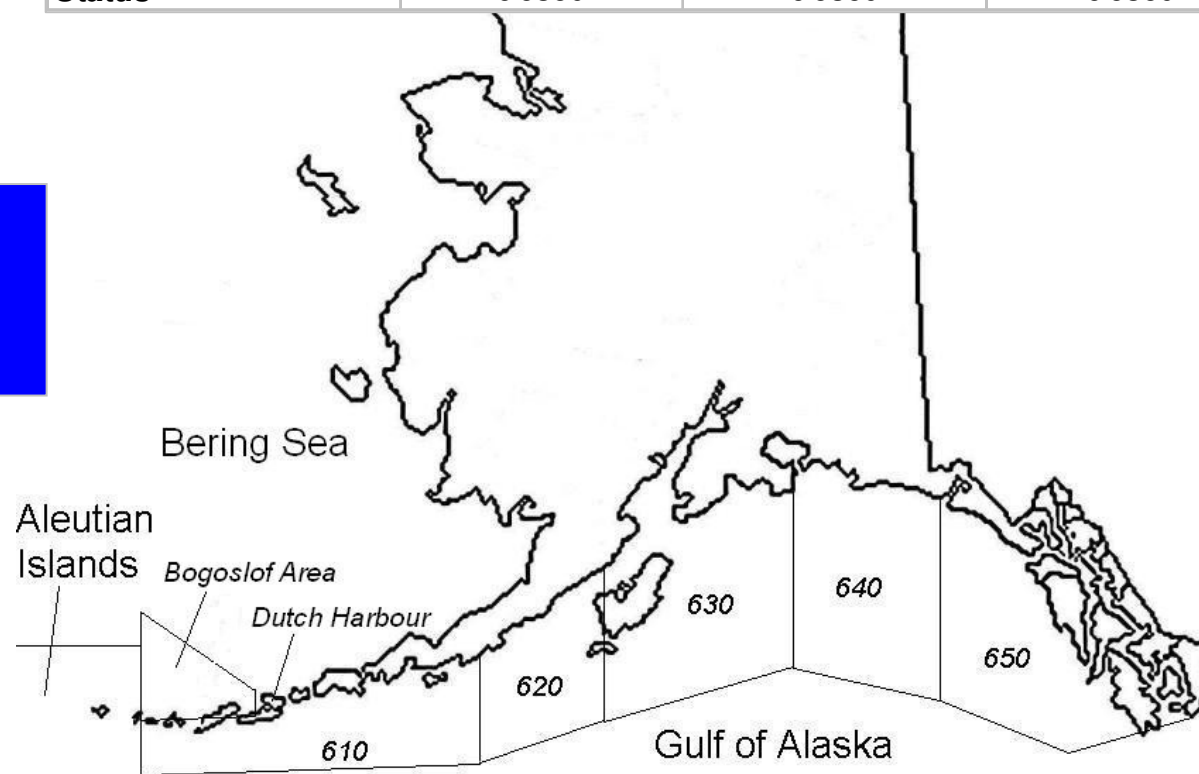
Area	Gulf of Alaska	Gulf of Alaska	Gulf of Alaska	Gulf of Alaska
Description	610 Shumagin	620 Chirikof	630 Kodiak	West Yakutat
Gear	Trawl	Trawl	Trawl	Trawl
Season	B	B	B	Annual
2010 Quota	5,551	9,926	2,891	2,031
Quota Remaining	3,596	(1,650)	2,875	809
Start	10-Mar-10	10-Mar-10	20-Jan-10	20-Jan-10
Nominal End	31-May-10	31-May-10	10-May-10	31-Dec-10
Projected End	7-Apr-10	19-Mar-10	25-Mar-10	26-Apr-10
Status	Open	Closed	Closed	Open

Source: NMFS

Area	Bering Sea	Bering Sea	Bering Sea
Gear	Trawl	Trawl	Trawl
Season	A	A	A
2010 Quota	10,075	12,716	8,786
Quota Remaining	2,846	2,128	2,540
Start	20-Jan-10	22-Jan-10	22-Jan-10
Nominal End	15-Apr-10	5-Feb-10	5-Feb-10
Projected End	23-Mar-10	5-Feb-10	5-Feb-10
Status	closed	closed	closed

Major Alaskan Mackerel Fisheries

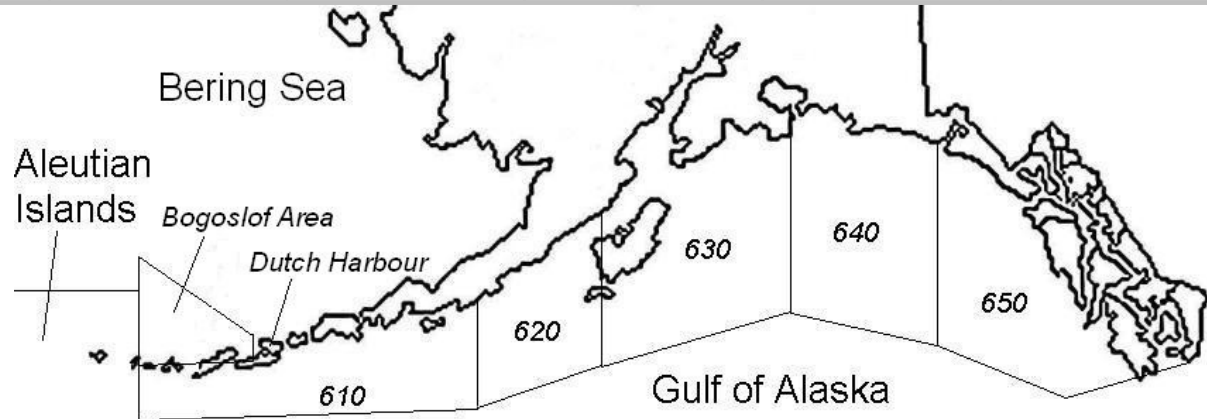
*As at March 20th, 2010
All figures in metric tons*



Area	Bering/Aleutian	Bering/Aleutian	Bering/Aleutian	Bering/Aleutian	Bering/Aleutian	Bering/Aleutian
Description	C-Processor	C-P (Amend 80)	C-Vessel	C-Processor	C-Processor	C-Vessel
Gear	Trawl	Trawl	Trawl	Longline	Pot	Pot
Season	A	A	A	A	A	A
2010 Quota	2,600	15,844	24,649	37,230	1,147	6,422
Quota Remain	(185)	10,065	(2,225)	(368)	(140)	(746)
Start	20-Jan-10	20-Jan-10	20-Jan-10	1-Jan-10	1-Jan-10	1-Jan-10
Nominal End	1-Apr-10	1-Apr-10	1-Apr-10	10-Jun-10	10-Jun-10	10-Jun-10
Projected End	18-Mar-10		15-Mar-10	19-Mar-10	14-Mar-10	17-Mar-10
Status	closed	Closed	Closed	Closed	Closed	Closed

Major Alaskan Pacific Cod Fisheries

As at: March 20th, 2010
All figures in metric tons



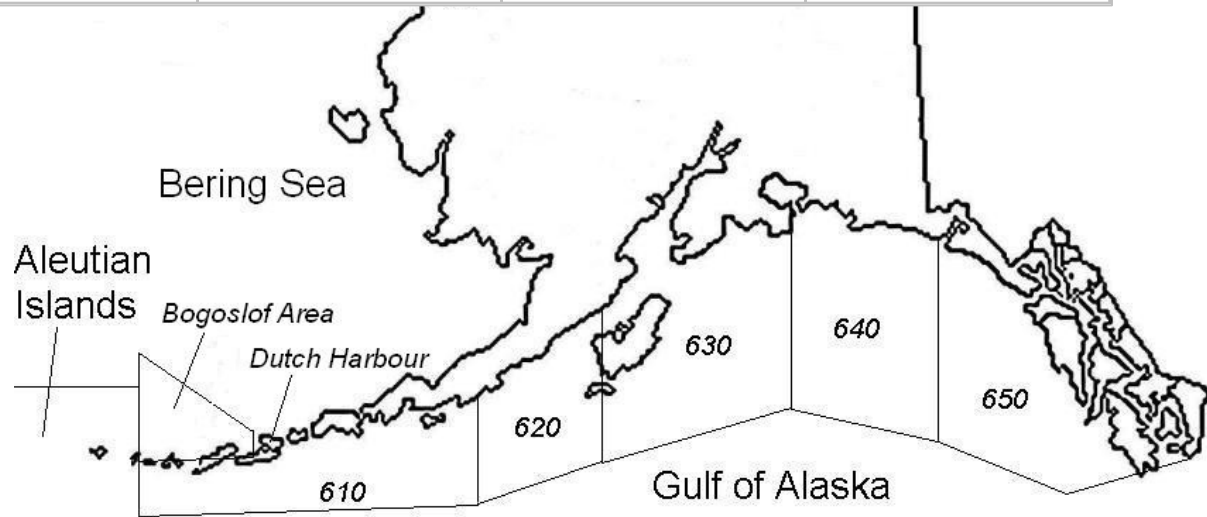
Area	Bering/Aleutian	Gulf of Alaska	Gulf of Alaska	Gulf of Alaska	Gulf of Alaska	Gulf of Alaska
Description	<60 ft Vessels	West (610)	West (610)	Central (620, 630)	Central (620, 630)	Eastern (640, 650)
Gear	H&L	Inshore	Offshore	Inshore	Offshore	Inshore
Season	Annual	A	A	A	A	Annual
2010 Quota	4,198	11,212	1,246	19,862	2,207	1,815
Quota Remain	401	(763)	233	(982)	98	1,506
Start	1-Jan-10	1-Jan-10	1-Jan-10	1-Jan-10	1-Jan-10	1-Jan-10
Nominal End	31-Dec-10	10-Jun-10	10-Jun-10	10-Jun-10	10-Jun-10	31-Dec-10
Projected End	28-Mar-10	16-Mar-10	3-Apr-10	18-Mar-10	22-Mar-10	31-Dec-10
Status	Closed	Closed	Closed	Closed	Closed	Open

Source: NMFS

Area	Bering/Aleutian	Bering/Aleutian	Bering/Aleutian	Bering/Aleutian
Description	Flounder, Arrowtooth	Sole, Flathead	Sole, Rock	Sole, Yellowfin
Gear	All	All	All	All
Season	Annual	Annual	Annual	Annual
2010 Quota	51,000	44,650	66,975	160,740
Quota Remaining	49,231	40,010	39,591	133,152
Start	20-Jan-10	20-Jan-10	20-Jan-10	20-Jan-10
Nominal End	31-Dec-10	31-Dec-10	31-Dec-10	31-Dec-10
Projected End	31-Dec-10	31-Dec-10	13-Jun-10	29-Dec-10
Status	open	Open	Open	Open

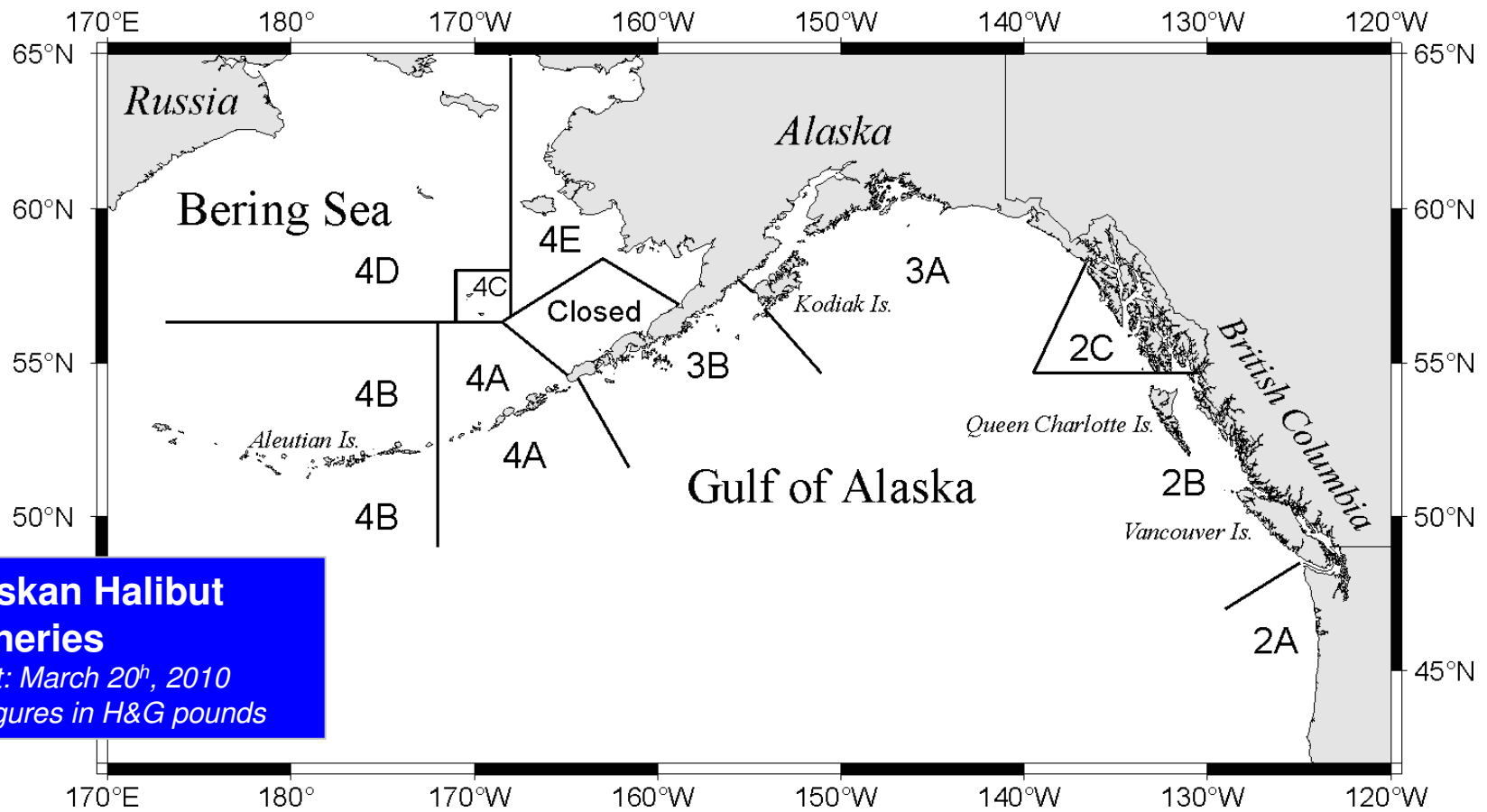
Major Alaskan Flatfish Fisheries

As at: March 20th, 2010
All figures in metric tons



Area	Western Gulf (610)	Central Gulf (620, 630)	Central Gulf (620, 630)	Central Gulf (620, 630)
Description	Flounder, Arrowtooth	Flounder, Arrowtooth	Sole, Flathead	Sole, Rex
Gear	All	All	All	All
Season	Annual	Annual	Annual	Annual
2010 Quota	8,000	30,000	5,000	6,506
Quota Remaining	7,703	27,667	4,474	6,070
Start	20-Jan-10	20-Jan-10	20-Jan-10	20-Jan-10
Nominal End	31-Dec-10	31-Dec-10	31-Dec-10	31-Dec-10
Projected End	31-Dec-10	31-Dec-10	31-Dec-10	31-Dec-10
Status	Open	Open	Open	Open

Source: NMFS



Alaskan Halibut Fisheries

As at: March 20th, 2010
All figures in H&G pounds

Area	Catch	Quota	Remaining Quota	Remaining Quota %
2C	497,356	4,400,000	3,902,644	89%
3A	1,937,559	19,990,000	18,052,441	90%
3B	85,242	9,900,000	9,814,758	99%
4A		2,330,000	2,330,000	100%
4B		1,728,000	1,728,000	100%
4C		812,500	812,500	100%
4D		1,137,500	1,137,500	100%
Total	2,520,157	40,298,000	37,777,843	94%

Source: NMFS

Halibut season: March 6th, 2010 – November 15th, 2010