



TRADEX

**Projections – Major Alaskan
Fisheries**

Market Analysis

NMFS Update: April 10th, 2010

Prepared By: Ryan McKay

Summary for week ended April 10th, 2010

Pollock

- 17,856 MT caught in the Bering Sea
- 2,065 MT caught in Gulf of Alaska

Mackerel

- 975 MT caught in the Bering Sea
- Please note that Atka Mackerel trawl fisheries in the Aleutian Islands will close April 15th, 2010.

Pacific cod

- 652 MT caught by trawl vessels in the Bering Sea
- 72 MT caught by longline in the Bering Sea

Flatfish

- 838 MT of Alaska plaice caught in the Bering Sea
- 45 MT of arrowtooth flounder caught in the Bering Sea
- 261 MT of flathead sole caught in the Bering Sea
- 619 MT of rock sole caught in the Bering Sea
- 3,766 MT of yellowfin sole caught in the Bering Sea

Halibut

- Quota holders have now caught 13% of their quota.

Description of Fisheries

Area	Bering Sea	Bering Sea	Bering Sea	Bering Sea
Species	Pollock	Cod, Pacific	Sole, yellowfin	Halibut
Main products	Fillets (PBI), surimi	H&G	Fillets, H&G	Whole (untrimmed)
Main markets	Europe, Japan, China, major food services (e.g. McDonalds)	Eastern US, China, Europe	China	Varied
Description	Dominated by direct relationships to the exclusion of middlemen	Open to middlemen and direct relationships; the main source of export quality products	95% of product ships to China	Distant from plants, only directed when other fisheries (e.g. longline cod) are closed
Area	Gulf of Alaska	Gulf of Alaska	Gulf of Alaska	Gulf of Alaska
Species	Pollock	Cod, Pacific	Flatfish	Halibut
Main products	Fillets, H&G	Fillets, H&G	Fillets, H&G	Fletches, H&G
Main markets	Domestic	Domestic	Domestic	Domestic
Description	Inshore trawlers deliver product to shore-based plants, who sell to middlemen	Inshore trawlers deliver product to shore-based plants, who sell to middlemen	Similar to GOA pollock and cod fisheries, but much smaller	Due to proximity to shore-based plants, the GOA halibut fisheries are the main ones in Alaska

Notes

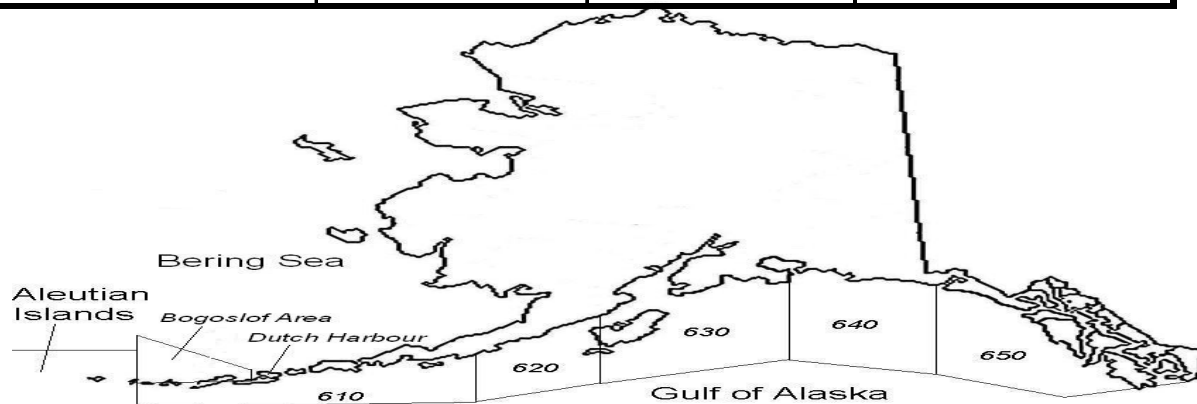
Halibut Mortality page

- “Flatfish” species include: rock sole, flathead sole, and other flatfish.
- “Deep water species” include: “all Sebastes and Sebastopolous rockfish,” “deep water flatfish,” rex sole, arrowtooth flounder, and sablefish.
- “Shallow water species” include: pollock (except pelagic gear), Pacific cod, “shallow water flatfish,” flathead sole, Atka mackerel
- “Pollock” group includes: pollock, Atka mackerel, and “other species.”

Area	Bering Sea	Bering Sea	Bering Sea	Bering Sea
Description	Inshore	C-Processor	Mothership	Incidental Catch, non-Bogoslof
Gear	Trawl	Trawl	Trawl	Any
Season	A	A	A	Annual
2010 Quota	140,486	112,389	28,097	29,268
Quota Remaining	3,727	668	70	19,076
Start	20-Jan-10	20-Jan-10	20-Jan-10	1-Jan-10
Nominal End	10-Jun-10	10-Jun-10	10-Jun-10	31-Dec-10
Projected End	10-Apr-10	10-Apr-10	10-Apr-10	12-Oct-10
Status	closed	quota filled	quota filled	bycatch

Major Alaskan Pollock Fisheries

As at April 10th, 2010
All figures in metric tons



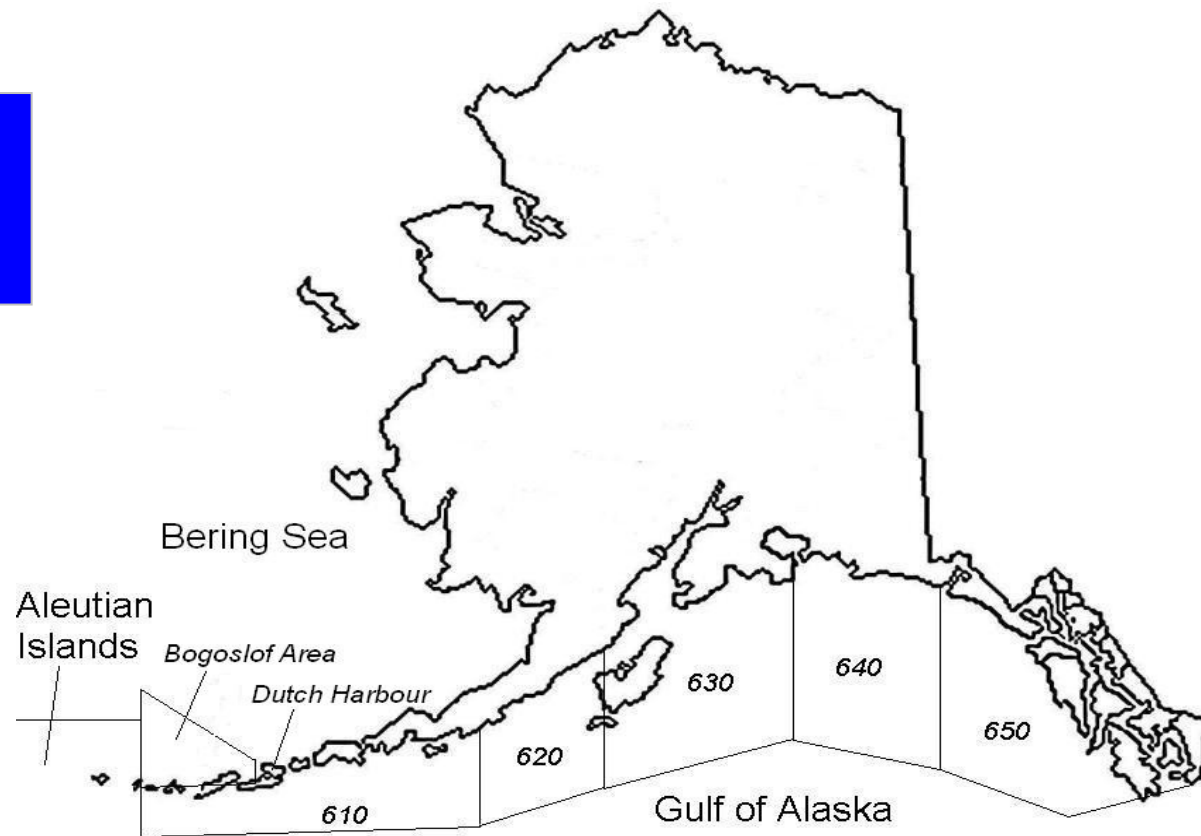
Area	Gulf of Alaska	Gulf of Alaska	Gulf of Alaska	Gulf of Alaska
Description	610 Shumagin	620 Chirikof	630 Kodiak	West Yakutat
Gear	Trawl	Trawl	Trawl	Trawl
Season	B	B	B	Annual
2010 Quota	5,551	9,926	2,891	2,031
Quota Remaining	820	(1,794)	165	583
Start	10-Mar-10	10-Mar-10	10-Mar-10	20-Jan-10
Nominal End	31-May-10	31-May-10	31-May-10	31-Dec-10
Projected End	15-Apr-10	9-Apr-10	11-Apr-10	11-May-10
Status	closed	closed	quota filled	open

Source: NMFS

Area	Bering Sea	Bering Sea	Bering Sea
Gear	Trawl	Trawl	Trawl
Season	A	A	A
2010 Quota	10,075	12,716	8,786
Quota Remaining	470	1,510	1,824
Start	20-Jan-10	20-Jan-10	20-Jan-10
Nominal End	15-Apr-10	15-Apr-10	15-Apr-10
Projected End	10-Apr-10	15-Apr-10	15-Apr-10
Status	closed	open	open

Major Alaskan Mackerel Fisheries

As at April 10th, 2010
All figures in metric tons

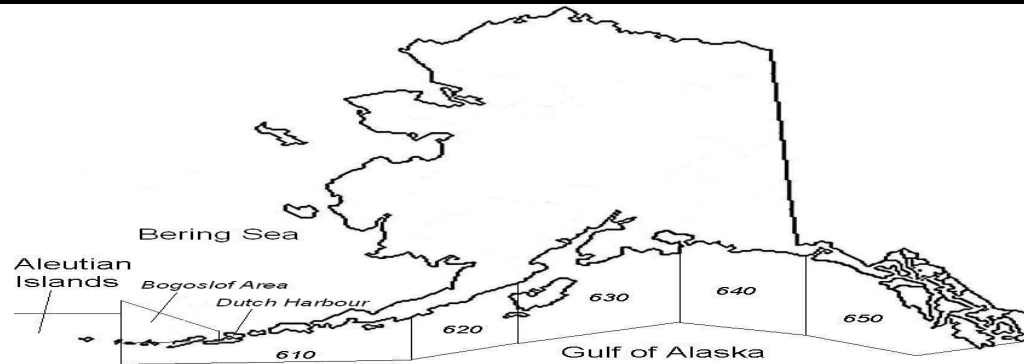


Source: NMFS

Area	Bering/Aleutian	Bering/Aleutian	Bering/Aleutian	Bering/Aleutian	Bering/Aleutian	Bering/Aleutian
Description	C-Processor	C-P (Amend 80)	C-Vessel	C-Processor	C-Processor	C-Vessel
Gear	Trawl	Trawl	Trawl	Longline	Pot	Pot
Season	B	B	B	A	A	A
2010 Quota	867	5,049	3,664	37,230	1,147	6,422
Quota Remaining	742	4,546	3,493	(429)	(408)	(746)
Start	1-Apr-10	1-Apr-10	1-Apr-10	1-Jan-10	1-Jan-10	1-Jan-10
Nominal End	10-Jun-10	10-Jun-10	10-Jun-10	10-Jun-10	10-Jun-10	10-Jun-10
Projected End	2-Jun-10			9-Apr-10	27-Mar-10	7-Apr-10
Status	open	closed	closed	closed	closed	closed

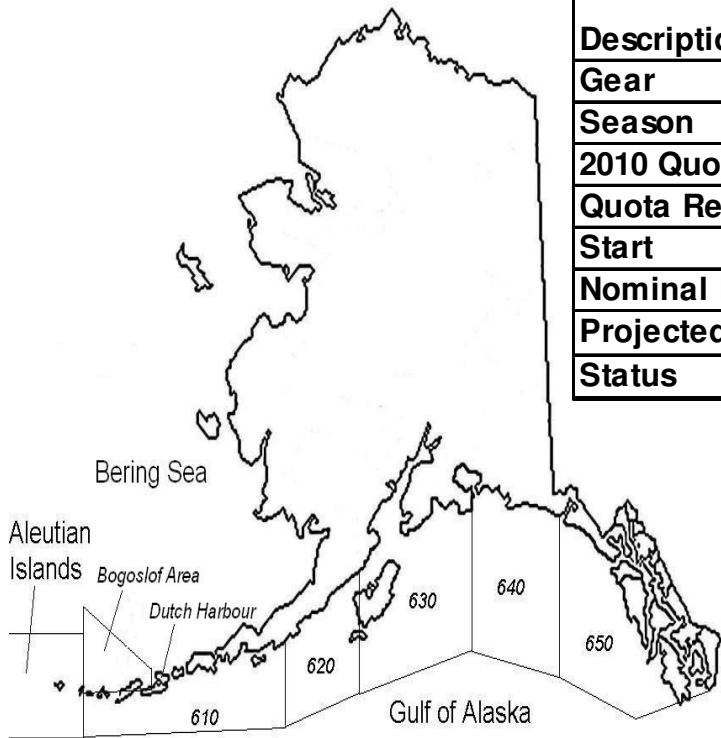
Major Alaskan Pacific Cod Fisheries

As at: April 10th, 2010
All figures in metric tons



Area	Bering/Aleutian	Gulf of Alaska	Gulf of Alaska	Gulf of Alaska	Gulf of Alaska	Gulf of Alaska
Description	<60 ft Vessels	West (610)	West (610)	Central (620, 630)	Central(620, 630)	Eastern (640, 650)
Gear	H&L	Inshore	Offshore	Inshore	Offshore	Inshore
Season	Annual	A	A	A	A	Annual
2010 Quota	4,598	11,212	1,246	19,862	2,207	1,816
Quota Remaining	417	(799)	206	(554)	37	1,390
Start	1-Jan-10	1-Jan-10	1-Jan-10	1-Jan-10	1-Jan-10	1-Jan-10
Nominal End	31-Dec-10	10-Jun-10	10-Jun-10	10-Jun-10	10-Jun-10	31-Dec-10
Projected End	16-Apr-10	6-Apr-10	22-Apr-10	9-Apr-10	10-Apr-10	31-Dec-10
Status	quota filled	closed	closed	closed	closed	open

Source: NMFS

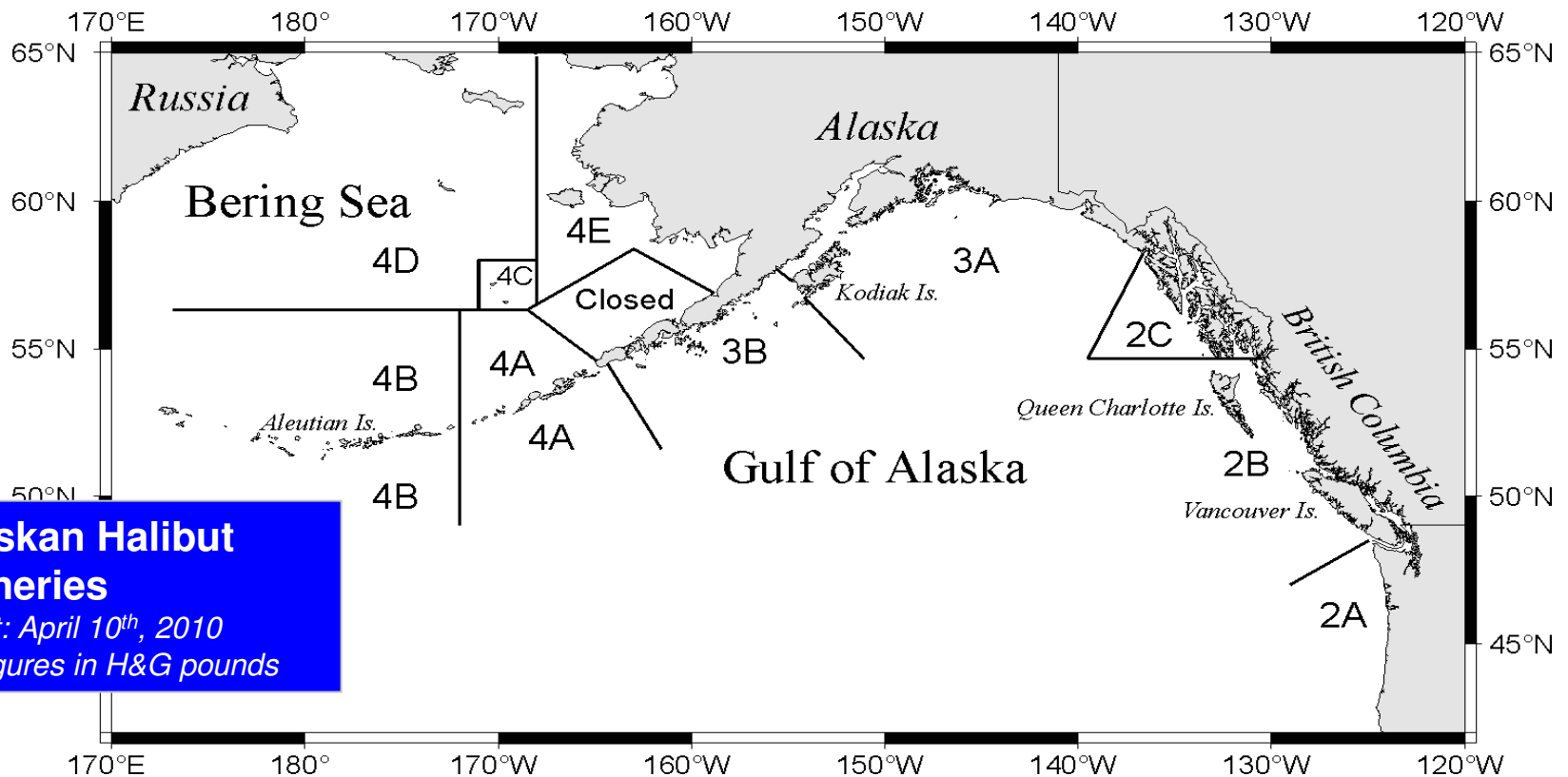


Area	Bering/Aleutian	Bering/Aleutian	Bering/Aleutian	Bering/Aleutian
Description	Flounder, Arrowtooth	Sole, Flathead	Sole, Rock	Sole, Yellowfin
Gear	All	All	All	All
Season	Annual	Annual	Annual	Annual
2010 Quota	51,000	44,650	66,975	160,740
Quota Remaining	49,001	39,077	35,376	123,376
Start	20-Jan-10	20-Jan-10	20-Jan-10	20-Jan-10
Nominal End	31-Dec-10	31-Dec-10	31-Dec-10	31-Dec-10
Projected End	31-Dec-10	31-Dec-10	8-Jul-10	30-Dec-10
Status	open	open	open	open

Major Alaskan Flatfish Fisheries

*As at: April 10th, 2010
All figures in metric tons*

Area	Western Gulf (610)	Central Gulf (620,630)	Central Gulf (620,630)	Central Gulf (620,630)
Description	Flounder, Arrowtooth	Flounder, Arrowtooth	Sole, Flathead	Sole, Rex
Gear	All	All	All	All
Season	Annual	Annual	Annual	Annual
2010 Quota	8,000	30,000	5,000	6,506
Quota Remaining	7,596	23,355	3,913	5,002
Start	20-Jan-10	20-Jan-10	20-Jan-10	20-Jan-10
Nominal End	31-Dec-10	31-Dec-10	31-Dec-10	31-Dec-10
Projected End	31-Dec-10	31-Dec-10	31-Dec-10	31-Dec-10
Status	open	open	open	open



Alaskan Halibut Fisheries
 As at: April 10th, 2010
 All figures in H&G pounds

Area	Catch	Quota	Remaining Quota	Remaining Quota (%)
2C	1,076,491	4,400,000	3,323,509	76%
3A	3,689,855	19,990,000	16,300,145	82%
3B	290,703	9,900,000	9,609,297	97%
4A	0	2,330,000	2,330,000	100%
4B	0	1,728,000	1,728,000	100%
4C	0	812,500	812,500	100%
4D	0	1,137,500	1,137,500	100%
Total	5,057,049	40,298,000	35,240,951	87%

Source: NMFS
 Halibut season: March 6th, 2010 – November 15th, 2010