



TRADEX

**Projections – Major Alaskan
Fisheries**

Market Analysis

NMFS Update: May 29th, 2010

Prepared By: Ryan McKay

Summary for Week Ending May 29th, 2010

Pollock

- 15 MT caught in the Bering Sea
- 15 MT caught in Gulf of Alaska

Mackerel

- 0 MT caught in Bering Sea
- Season B will open September 1st, 2010

Pacific Cod

- 14 MT caught by trawl vessels in the Bering Sea
- 188 MT caught by longline in the Bering Sea

Flatfish

- 32 MT of Alaska Plaice caught in the Bering Sea
- 3,007 MT of Arrowtooth Flounder caught in the Bering Sea
- 10 MT of Flathead Sole caught in the Bering Sea
- 67 MT of Rock Sole caught in the Bering Sea
- 3,267 MT of Yellowfin Sole caught in the Bering Sea

Halibut

- Quota holders have now caught 37% of their quota

Description of Fisheries

Area	Bering Sea	Bering Sea	Bering Sea	Bering Sea
Species	Pollock	Cod, Pacific	Sole, Yellowfin	Halibut
Main products	Fillets (PBI), surimi	H&G	Fillets, H&G	Whole (untrimmed)
Main markets	Europe, Japan, China, major food services (e.g. McDonalds)	Eastern US, China, Europe	China	Varied
Description	Dominated by direct relationships to the exclusion of middlemen	Open to middlemen and direct relationships; the main source of export quality products	95% of product ships to China	Distant from plants, only directed when other fisheries (e.g. longline cod) are closed
Area	Gulf of Alaska	Gulf of Alaska	Gulf of Alaska	Gulf of Alaska
Species	Pollock	Cod, Pacific	Flatfish	Halibut
Main products	Fillets, H&G	Fillets, H&G	Fillets, H&G	Fletches, H&G
Main markets	Domestic	Domestic	Domestic	Domestic
Description	Inshore trawlers deliver product to shore-based plants, who sell to middlemen	Inshore trawlers deliver product to shore-based plants, who sell to middlemen	Similar to GOA pollock and cod fisheries, but much smaller	Due to proximity to shore-based plants, the GOA halibut fisheries are the main ones in Alaska

Notes

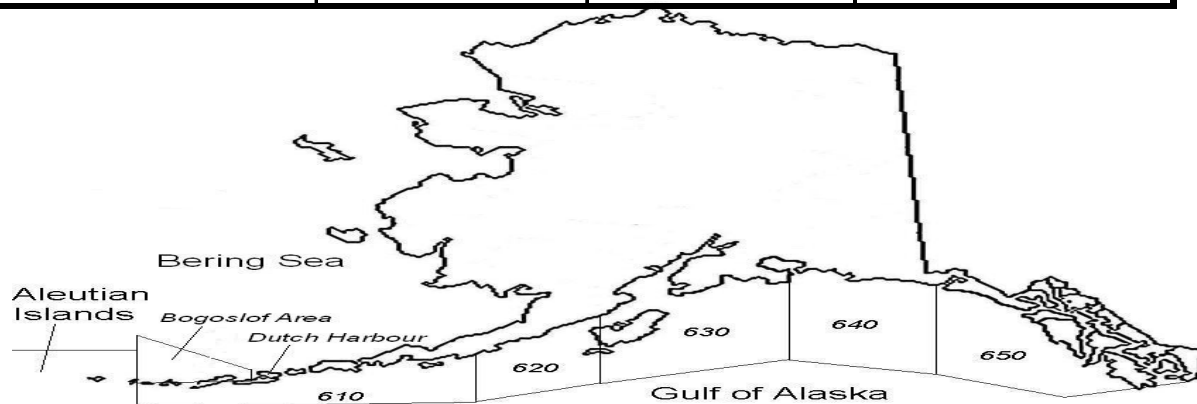
Halibut Mortality page

- “Flatfish” species include: Rock Sole, Flathead Sole, and other Flatfish.
- “Deep water species” include: “all Sebastes and Sebastopolous Rockfish,” “deep water Flatfish,” Rex Sole, Arrowtooth Flounder, and Sablefish.
- “Shallow water species” include: Pollock (except pelagic gear), Pacific Cod, “shallow water Flatfish,” Flathead Sole, Atka Mackerel
- “Pollock” group includes: Pollock, Atka Mackerel, and “other species.”

Area	Bering Sea	Bering Sea	Bering Sea	Bering Sea
Description	Inshore	C-Processor	Mothership	Incidental Catch, non-Bogoslof
Gear	Trawl	Trawl	Trawl	Any
Season	A	A	A	Annual
2010 Quota	140,486	112,389	28,097	29,268
Quota Remaining	263	668	70	18,051
Start	20-Jan-10	20-Jan-10	20-Jan-10	1-Jan-10
Nominal End	10-Jun-10	10-Jun-10	10-Jun-10	31-Dec-10
Projected End	29-May-10	29-May-10	29-May-10	31-Dec-10
Status	closed	quota filled	quota filled	bycatch

Major Alaskan Pollock Fisheries

As at May 29th, 2010
All figures in metric tons



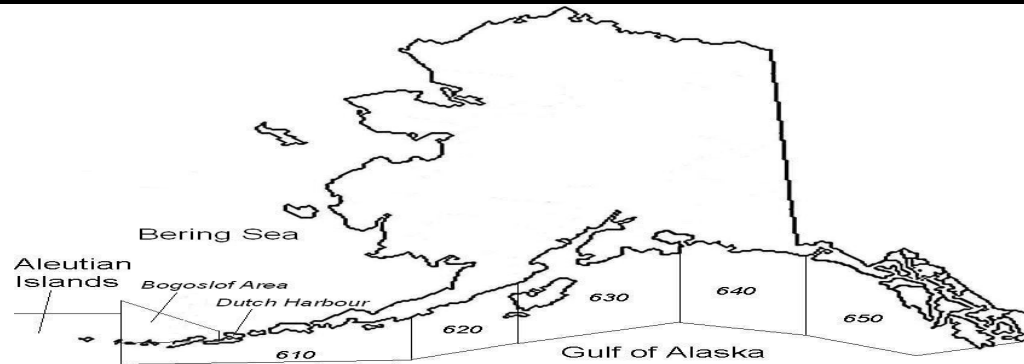
Area	Gulf of Alaska	Gulf of Alaska	Gulf of Alaska	Gulf of Alaska
Description	610 Shumagin	620 Chirikof	630 Kodiak	West Yakutat
Gear	Trawl	Trawl	Trawl	Trawl
Season	B	B	B	Annual
2010 Quota	5,551	9,926	2,891	2,031
Quota Remaining	767	(1,841)	(181)	573
Start	10-Mar-10	10-Mar-10	10-Mar-10	20-Jan-10
Nominal End	31-May-10	31-May-10	31-May-10	31-Dec-10
Projected End	31-May-10	28-May-10	24-May-10	17-Jul-10
Status	closed	closed	quota filled	open

Source: NMFS

Area	Bering/Aleutian	Bering/Aleutian	Bering/Aleutian	Bering/Aleutian	Bering/Aleutian	Bering/Aleutian
Description	C-Processor	C-P (Amend 80)	C-Vessel	C-Processor	C-Processor	C-Vessel
Gear	Trawl	Trawl	Trawl	Longline	Pot	Pot
Season	B	B	B	A	A	A
2010 Quota	867	5,049	3,664	37,230	1,147	6,422
Quota Remaining	742	1,782	3,453	(427)	(1,307)	(746)
Start	1-Apr-10	1-Apr-10	1-Apr-10	1-Jan-10	1-Jan-10	1-Jan-10
Nominal End	10-Jun-10	10-Jun-10	10-Jun-10	10-Jun-10	10-Jun-10	10-Jun-10
Projected End	10-Jun-10	20-Apr-10		28-May-10	30-Apr-10	26-May-10
Status	closed	closed	closed	closed	closed	closed

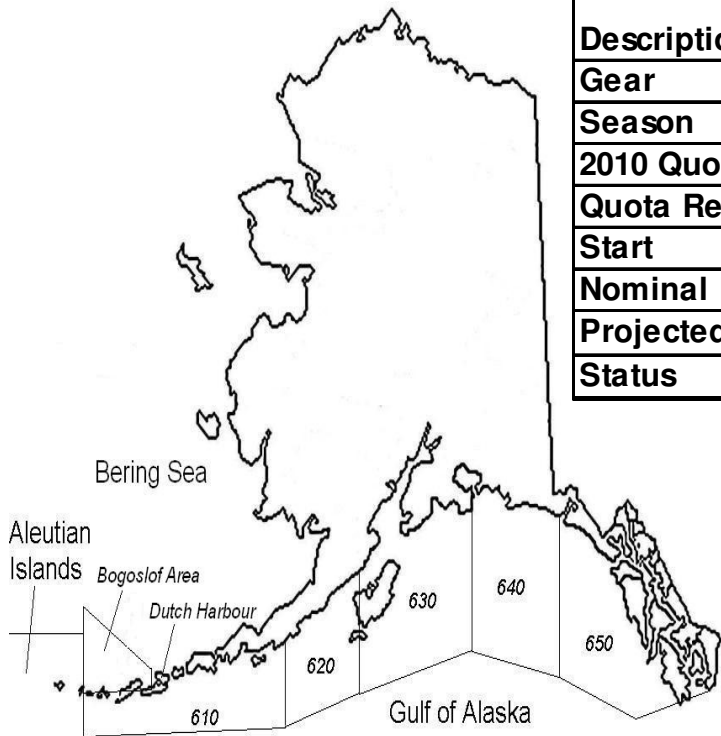
Major Alaskan Pacific Cod Fisheries

As at: May 29th, 2010
All figures in metric tons



Area	Bering/Aleutian	Gulf of Alaska	Gulf of Alaska	Gulf of Alaska	Gulf of Alaska	Gulf of Alaska
Description	<60 ft Vessels	West (610)	West (610)	Central (620, 630)	Central(620, 630)	Eastern (640, 650)
Gear	H&L	Inshore	Offshore	Inshore	Offshore	Inshore
Season	Annual	A	A	A	A	Annual
2010 Quota	4,598	11,212	1,246	19,862	2,207	1,816
Quota Remaining	(20)	(810)	170	(1,678)	(53)	1,055
Start	1-Jan-10	1-Jan-10	1-Jan-10	1-Jan-10	1-Jan-10	1-Jan-10
Nominal End	31-Dec-10	10-Jun-10	10-Jun-10	10-Jun-10	10-Jun-10	31-Dec-10
Projected End	28-May-10	25-May-10	7-Jun-10	26-May-10	27-May-10	20-Dec-10
Status	closed	closed	closed	closed	closed	open

Source: NMFS

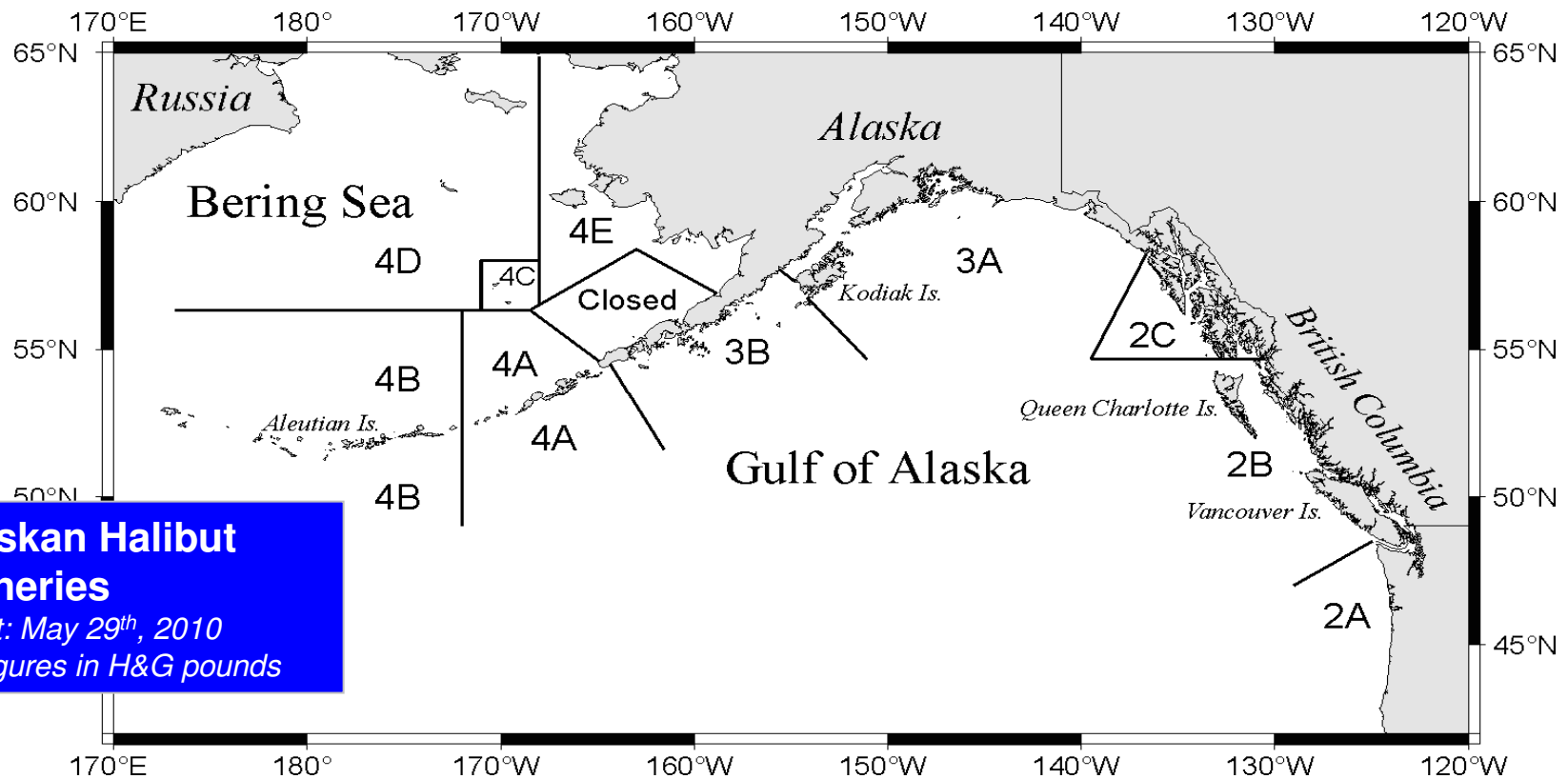


Area	Bering/Aleutian	Bering/Aleutian	Bering/Aleutian	Bering/Aleutian
Description	Flounder, Arrowtooth	Sole, Flathead	Sole, Rock	Sole, Yellowfin
Gear	All	All	All	All
Season	Annual	Annual	Annual	Annual
2010 Quota	51,000	44,650	66,975	160,740
Quota Remaining	39,120	38,567	31,932	91,633
Start	20-Jan-10	20-Jan-10	20-Jan-10	20-Jan-10
Nominal End	31-Dec-10	31-Dec-10	31-Dec-10	31-Dec-10
Projected End	31-Dec-10	31-Dec-10	22-Sep-10	16-Nov-10
Status	open	closed	closed	open

Major Alaskan Flatfish Fisheries

*As at: May 29th, 2010
All figures in metric tons*

Area	Western Gulf (610)	Central Gulf (620,630)	Central Gulf (620,630)	Central Gulf (620,630)
Description	Flounder, Arrowtooth	Flounder, Arrowtooth	Sole, Flathead	Sole, Rex
Gear	All	All	All	All
Season	Annual	Annual	Annual	Annual
2010 Quota	8,000	30,000	5,000	6,506
Quota Remaining	7,034	17,492	2,950	4,043
Start	20-Jan-10	20-Jan-10	20-Jan-10	20-Jan-10
Nominal End	31-Dec-10	31-Dec-10	31-Dec-10	31-Dec-10
Projected End	31-Dec-10	25-Nov-10	30-Nov-10	26-Dec-10
Status	open	open	open	open



Area	Catch	Quota	Remaining Quota	Remaining Quota (%)
2C	2,218,132	4,400,000	2,181,868	50%
3A	9,911,208	19,990,000	10,078,792	50%
3B	2,357,220	9,900,000	7,542,780	76%
4A	406,685	2,330,000	1,923,315	83%
4B	143,304	1,728,000	1,584,696	92%
4C	0	812,500	812,500	100%
4D	0	1,137,500	1,137,500	100%
Total	15,036,549	40,298,000	25,261,451	63%

Source: NMFS

Halibut season: March 6th, 2010 – November 15th, 2010