



TRADEX

**Projections – Major Alaskan
Fisheries**

Market Analysis

NMFS Update: June 12th, 2010

Prepared By: Ryan McKay

Summary for Week Ending June 12th, 2010

Pollock

- 9,832 MT caught in the Bering Sea
- 0 MT caught in the Gulf of Alaska

Mackerel

- 0 MT caught in the Bering Sea

Pacific Cod

- 43 MT caught by trawl vessels in the Bering Sea
- 0 MT caught by longline in the Bering Sea

Flatfish

- 102 MT of Alaska Plaice caught in the Bering Sea
- 2,746 MT of Arrowtooth Flounder caught in the Bering Sea
- 102 MT of Flathead Sole caught in the Bering Sea
- 536 MT of Rock Sole caught in the Bering Sea
- 2,457 MT of Yellowfin Sole caught in the Bering Sea

Halibut

- Quota holders have now caught 44% of their quota

Season Openings and Closures for Week Ending June 12th, 2010

Pollock

- Season B in the Bering Sea opened June 10th, 2010
- Season C in the Gulf of Alaska is scheduled to open August 25th, 2010

Mackerel

- Season B in the Bering Sea is scheduled to open September 1st, 2010

Pacific Cod

- Season C in the Bering Sea for Catcher Processors (Trawl and Amendment 80) and Catcher Vessels (Trawl) opened June 10th, 2010
- Season B in the Bering Sea for Catcher Processors (H&L) and Catcher Vessels (H&L) opened June 10th, 2010
- Season B in the Bering Sea for Catcher Processors (Pot) and Catcher Vessels (Pot) is scheduled to open September 1st, 2010

Description of Fisheries

Area	Bering Sea	Bering Sea	Bering Sea	Bering Sea
Species	Pollock	Cod, Pacific	Sole, Yellowfin	Halibut
Main products	Fillets (PBI), surimi	H&G	Fillets, H&G	Whole (untrimmed)
Main markets	Europe, Japan, China, major food services (e.g. McDonalds)	Eastern US, China, Europe	China	Varied
Description	Dominated by direct relationships to the exclusion of middlemen	Open to middlemen and direct relationships; the main source of export quality products	95% of product ships to China	Distant from plants, only directed when other fisheries (e.g. longline cod) are closed
Area	Gulf of Alaska	Gulf of Alaska	Gulf of Alaska	Gulf of Alaska
Species	Pollock	Cod, Pacific	Flatfish	Halibut
Main products	Fillets, H&G	Fillets, H&G	Fillets, H&G	Fletches, H&G
Main markets	Domestic	Domestic	Domestic	Domestic
Description	Inshore trawlers deliver product to shore-based plants, who sell to middlemen	Inshore trawlers deliver product to shore-based plants, who sell to middlemen	Similar to GOA pollock and cod fisheries, but much smaller	Due to proximity to shore-based plants, the GOA halibut fisheries are the main ones in Alaska

Notes

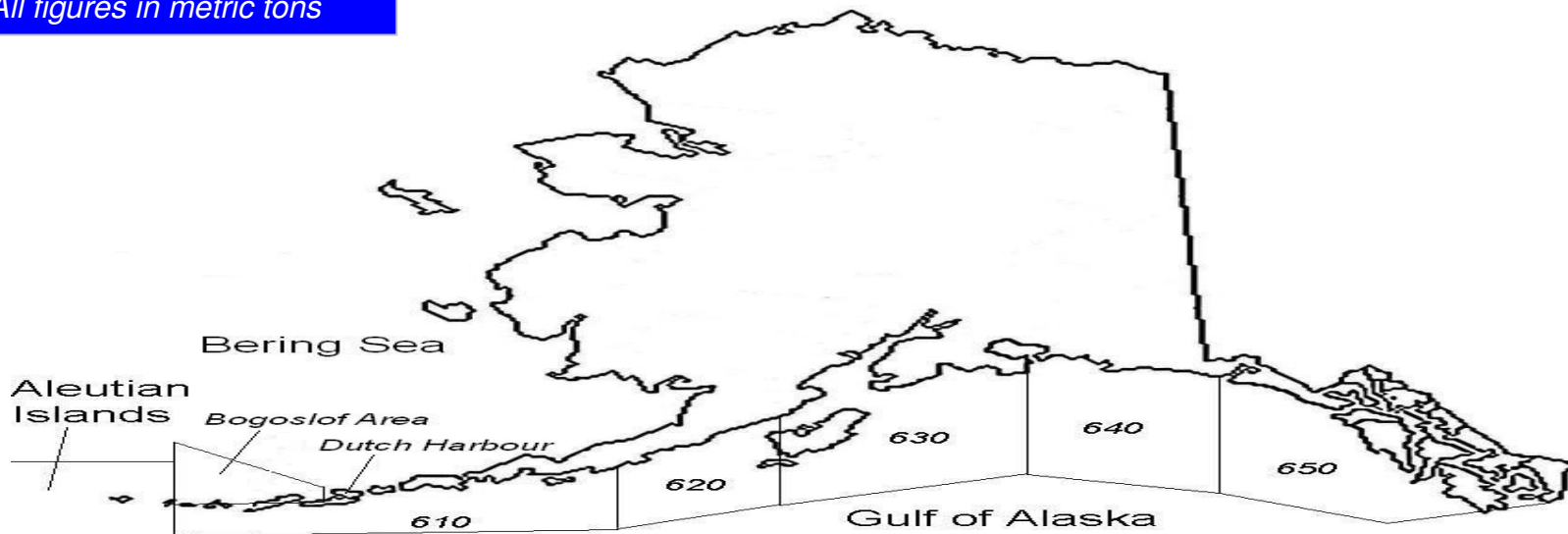
Halibut Mortality page

- “Flatfish” species include: Rock Sole, Flathead Sole, and other Flatfish.
- “Deep water species” include: “all Sebastes and Sebastopolous Rockfish,” “deep water Flatfish,” Rex Sole, Arrowtooth Flounder, and Sablefish.
- “Shallow water species” include: Pollock (except pelagic gear), Pacific Cod, “shallow water Flatfish,” Flathead Sole, Atka Mackerel
- “Pollock” group includes: Pollock, Atka Mackerel, and “other species.”

Area	Bering Sea	Bering Sea	Bering Sea	Bering Sea
Description	Inshore	C-Processor	Mothership	Incidental Catch, non-Bogoslof
Gear	Trawl	Trawl	Trawl	Any
Season	B	B	B	Annual
2010 Quota	210,730	168,584	42,146	29,268
Quota Remaining	202,542	167,039	42,146	17,956
Start	10-Jun-10	10-Jun-10	10-Jun-10	1-Jan-10
Nominal End	1-Nov-10	1-Nov-10	1-Nov-10	31-Dec-10
Projected End	31-Jul-10	1-Nov-10		31-Dec-10
Status	open	open	open	bycatch

Major Alaskan Pollock Fisheries

*As at June 12th, 2010
All figures in metric tons*

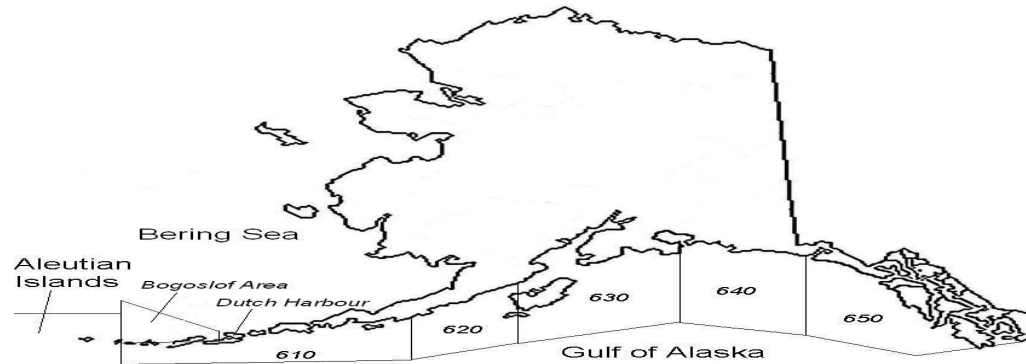


Source: NMFS

Area	Bering/Aleutian	Bering/Aleutian	Bering/Aleutian	Bering/Aleutian
Description	C-Processor	C-P (Amend 80)	C-Vessel	C-Processor
Gear	Trawl	Trawl	Trawl	Longline
Season	C	C	C	B
2010 Quota	0	0	4,996	37,230
Quota Remaining	(13)	(40)	4,976	35,770
Start	10-Jun-10	10-Jun-10	10-Jun-10	10-Jun-10
Nominal End	1-Nov-10	1-Nov-10	1-Nov-10	31-Dec-10
Projected End	10-Jun-10	31-Oct-10	1-Nov-10	
Status	quota filled	closed	open	open

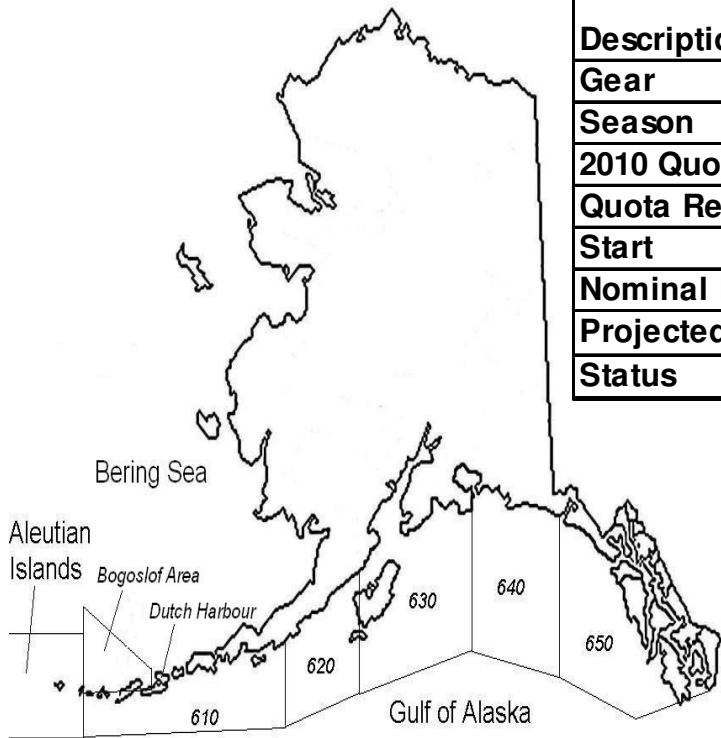
Major Alaskan Pacific Cod Fisheries

As at: June 12th, 2010
All figures in metric tons



Area	Bering/Aleutian	Gulf of Alaska	Gulf of Alaska	Gulf of Alaska	Gulf of Alaska	Gulf of Alaska
Description	<60 ft Vessels	West (610)	West (610)	Central (620, 630)	Central(620, 630)	Eastern (640, 650)
Gear	H&L	Inshore	Offshore	Inshore	Offshore	Inshore
Season	Annual	A	A	A	A	Annual
2010 Quota	4,598	11,212	1,246	19,862	2,207	1,816
Quota Remaining	(20)	(814)	169	(1,830)	(53)	1,048
Start	1-Jan-10	1-Jan-10	1-Jan-10	1-Jan-10	1-Jan-10	1-Jan-10
Nominal End	31-Dec-10	10-Jun-10	10-Jun-10	10-Jun-10	10-Jun-10	31-Dec-10
Projected End	11-Jun-10	8-Jun-10	10-Jun-10	9-Jun-10	10-Jun-10	31-Dec-10
Status	closed	closed	closed	closed	closed	open

Source: NMFS

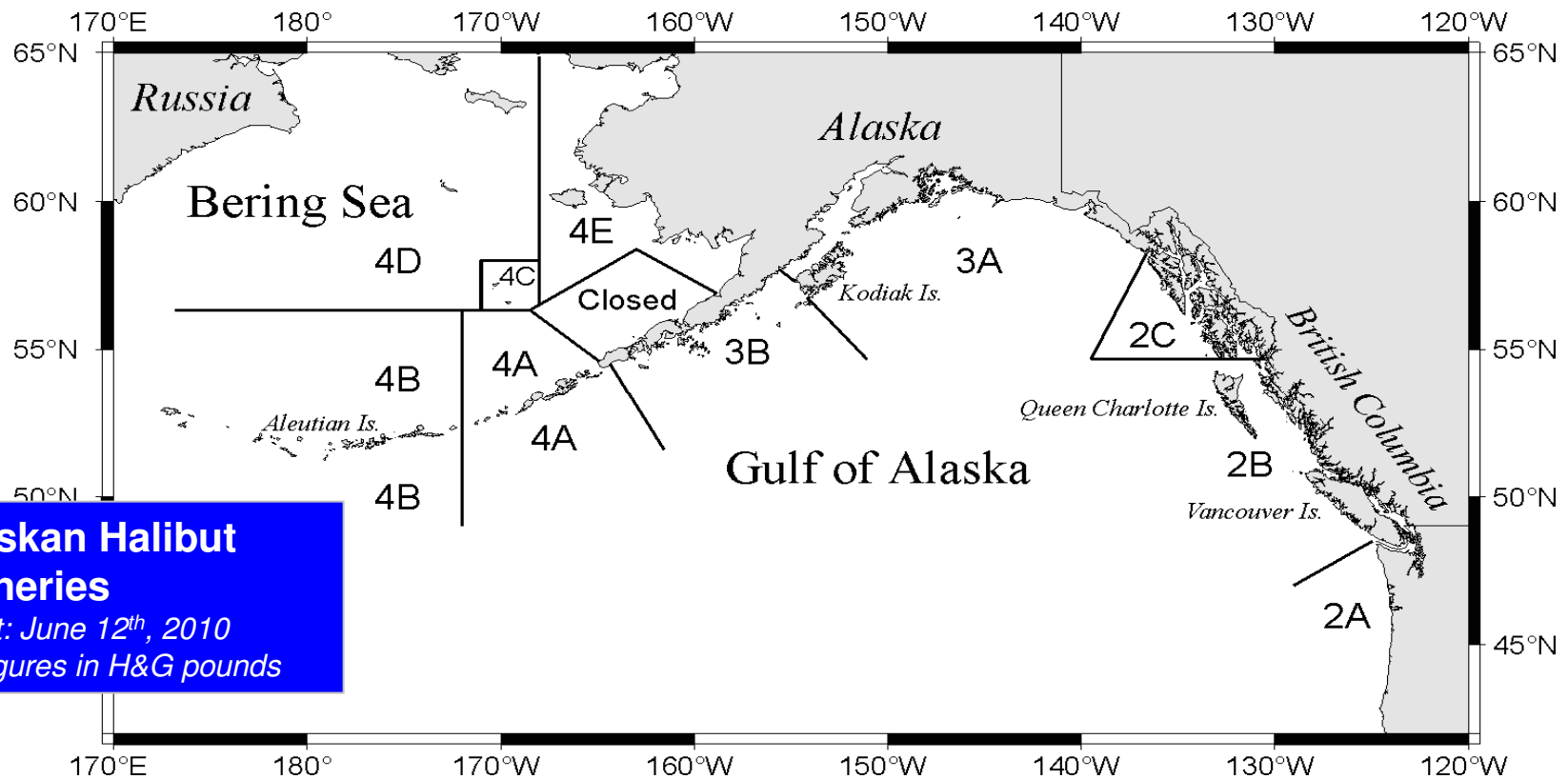


Area	Bering/Aleutian	Bering/Aleutian	Bering/Aleutian	Bering/Aleutian
Description	Flounder, Arrowtooth	Sole, Flathead	Sole, Rock	Sole, Yellowfin
Gear	All	All	All	All
Season	Annual	Annual	Annual	Annual
2010 Quota	51,000	44,650	66,975	160,740
Quota Remaining	33,629	38,463	31,370	86,055
Start	20-Jan-10	20-Jan-10	20-Jan-10	20-Jan-10
Nominal End	31-Dec-10	31-Dec-10	31-Dec-10	31-Dec-10
Projected End	31-Dec-10	31-Dec-10	2-Oct-10	23-Nov-10
Status	open	closed	closed	open

Major Alaskan Flatfish Fisheries

As at: June 12^h, 2010
All figures in metric tons

Area	Western Gulf (610)	Central Gulf (620,630)	Central Gulf (620,630)	Central Gulf (620,630)
Description	Flounder, Arrowtooth	Flounder, Arrowtooth	Sole, Flathead	Sole, Rex
Gear	All	All	All	All
Season	Annual	Annual	Annual	Annual
2010 Quota	8,000	30,000	5,000	6,506
Quota Remaining	7,024	17,531	2,908	4,039
Start	20-Jan-10	20-Jan-10	20-Jan-10	20-Jan-10
Nominal End	31-Dec-10	31-Dec-10	31-Dec-10	31-Dec-10
Projected End	31-Dec-10	30-Dec-10	27-Dec-10	31-Dec-10
Status	open	open	open	open



Alaskan Halibut Fisheries

As at: June 12th, 2010
All figures in H&G pounds

Area	Catch	Quota	Remaining Quota	Remaining Quota (%)
2C	2,577,028	4,400,000	1,822,972	41%
3A	11,036,144	19,990,000	8,953,856	45%
3B	3,026,144	9,900,000	6,873,856	69%
4A	499,084	2,330,000	1,830,916	79%
4B	241,210	1,728,000	1,486,790	86%
4C	0	812,500	812,500	100%
4D	222,987	1,137,500	914,513	80%
Total	17,602,597	40,298,000	22,695,403	56%

Source: NMFS

Halibut season: March 6th, 2010 – November 15th, 2010